

Anti-FAM181A antibody ab121144

画像数 5

製品の概要

製品名	Anti-FAM181A antibody
製品の詳細	Rabbit polyclonal to FAM181A
由来種	Rabbit
アプリケーション	適用あり: WB, IHC-P
種交差性	交差種: Human
免疫原	Recombinant fragment corresponding to Human FAM181A aa 232-352 (C terminal). Database link: Q8N9Y4
ポジティブ・コントロール	WB: Human testis tissue lysate; IHC-P: Human testis and cerebellum tissues.
特記事項	<p>The Life Science industry has been in the grips of a reproducibility crisis for a number of years. Abcam is leading the way in addressing this with our range of recombinant monoclonal antibodies and knockout edited cell lines for gold-standard validation. Please check that this product meets your needs before purchasing.</p> <p>If you have any questions, special requirements or concerns, please send us an inquiry and/or contact our Support team ahead of purchase. Recommended alternatives for this product can be found below, along with publications, customer reviews and Q&As</p>

製品の特性

製品の状態	Liquid
保存方法	Shipped at 4°C. Upon delivery aliquot and store at -20°C. Avoid freeze / thaw cycles.
バッファー	pH: 7.20 Preservative: 0.02% Sodium azide Constituents: 59% PBS, 40% Glycerol (glycerin, glycerine)
精製度	Immunogen affinity purified
ポリ/モノ	ポリクローナル
アイソタイプ	IgG

アプリケーション

The Abpromise guarantee

Abpromise保証は、 次のテスト済みアプリケーションにおけるab121144の使用に適用されます

アプリケーションノートには、推奨の開始希釈率がありますが、適切な希釈率につきましてはご確認ください。

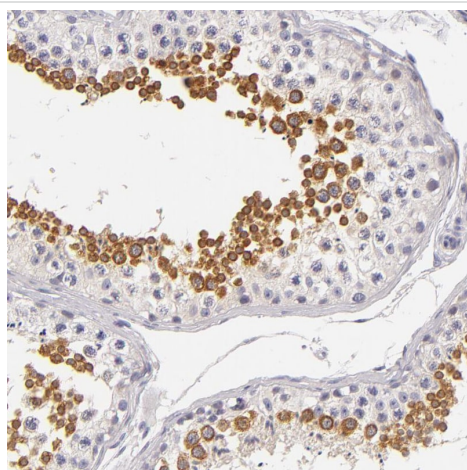
アプリケーション	Abreviews	特記事項
WB		Use a concentration of 0.04 - 0.4 µg/ml.
IHC-P		1/200 - 1/500. Perform heat mediated antigen retrieval with citrate buffer pH 6 before commencing with IHC staining protocol.

ターゲット情報

配列類似性

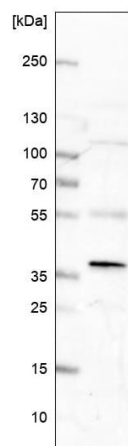
Belongs to the FAM181 family.

画像



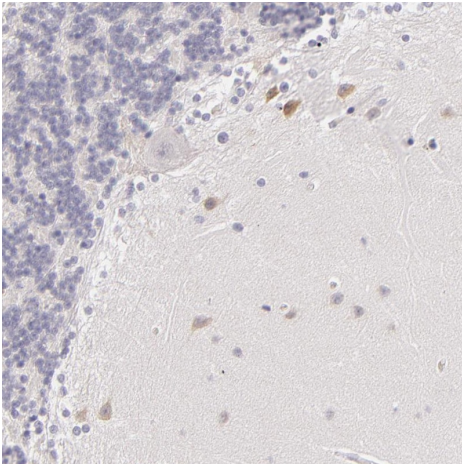
Immunohistochemistry (Formalin/PFA-fixed paraffin-embedded sections) analysis of human testis tissue labelling FAM181A with ab121144 at 1/200 dilution. Heat induced epitope retrieval was performed (pH 6).

Immunohistochemistry (Formalin/PFA-fixed paraffin-embedded sections) - Anti-FAM181A antibody (ab121144)



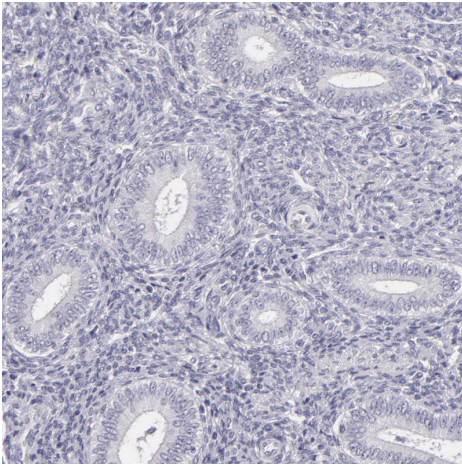
Anti-FAM181A antibody (ab121144) at 0.4 µg/ml + Human testis tissue lysate

Western blot - Anti-FAM181A antibody (ab121144)



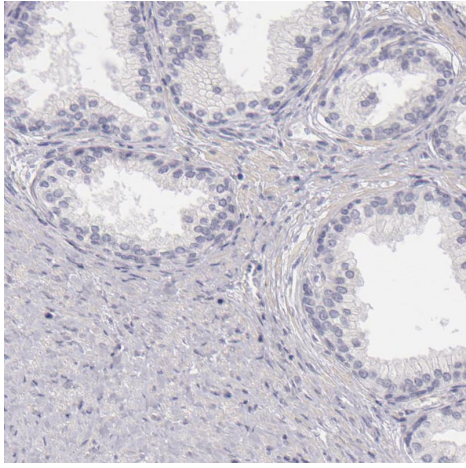
Immunohistochemistry (Formalin/PFA-fixed paraffin-embedded sections) - Anti-FAM181A antibody (ab121144)

Immunohistochemistry (Formalin/PFA-fixed paraffin-embedded sections) analysis of human cerebellum tissue labelling FAM181A with ab121144 at 1/200 dilution. Heat induced epitope retrieval was performed (pH 6).



Immunohistochemistry (Formalin/PFA-fixed paraffin-embedded sections) - Anti-FAM181A antibody (ab121144)

Immunohistochemistry (Formalin/PFA-fixed paraffin-embedded sections) analysis of human endometrium tissue labelling FAM181A with ab121144 at 1/200 dilution. Heat induced epitope retrieval was performed (pH 6).



Immunohistochemistry (Formalin/PFA-fixed paraffin-embedded sections) - Anti-FAM181A antibody (ab121144)

Immunohistochemistry (Formalin/PFA-fixed paraffin-embedded sections) analysis of human prostate tissue labelling FAM181A with ab121144 at 1/200 dilution. Heat induced epitope retrieval was performed (pH 6).

Please note: All products are "FOR RESEARCH USE ONLY. NOT FOR USE IN DIAGNOSTIC PROCEDURES"

Our Abpromise to you: Quality guaranteed and expert technical support

- Replacement or refund for products not performing as stated on the datasheet
- Valid for 12 months from date of delivery
- Response to your inquiry within 24 hours
- We provide support in Chinese, English, French, German, Japanese and Spanish
- Extensive multi-media technical resources to help you
- We investigate all quality concerns to ensure our products perform to the highest standards

If the product does not perform as described on this datasheet, we will offer a refund or replacement. For full details of the Abpromise, please visit <https://www.abcam.co.jp/abpromise> or contact our technical team.

Terms and conditions

- Guarantee only valid for products bought direct from Abcam or one of our authorized distributors