

# Anti-FAM162A antibody ab122295

画像数 5

### 製品の概要

---

製品名	Anti-FAM162A antibody
製品の詳細	Rabbit polyclonal to FAM162A
由来種	Rabbit
アプリケーション	<b>適用あり:</b> ICC, WB, IHC-P
種交差性	<b>交差種:</b> Human
免疫原	Recombinant fragment corresponding to Human FAM162A. <a href="#">Run BLAST with ExPASy</a> <a href="#">Run BLAST with NCBI</a>
ポジティブ・コントロール	WB: U-87 MG cell line lysate; IHC-P: Human rectum, cerebral cortex, and testis tissues; ICC: A431 cells.
特記事項	<p>The Life Science industry has been in the grips of a reproducibility crisis for a number of years. Abcam is leading the way in addressing this with our range of recombinant monoclonal antibodies and knockout edited cell lines for gold-standard validation. Please check that this product meets your needs before purchasing.</p> <p>If you have any questions, special requirements or concerns, please send us an inquiry and/or contact our Support team ahead of purchase. Recommended alternatives for this product can be found below, along with publications, customer reviews and Q&amp;As</p>

### 製品の特性

---

製品の状態	Liquid
保存方法	Shipped at 4°C. Upon delivery aliquot and store at -20°C. Avoid freeze / thaw cycles.
バッファー	pH: 7.20 Preservative: 0.02% Sodium azide Constituents: 59% PBS, 40% Glycerol (glycerin, glycerine)
精製度	Immunogen affinity purified
ポリ/モノ	ポリクローナル
アイソタイプ	IgG

### アプリケーション

---

## The Abpromise guarantee

**Abpromise保証は、次のテスト済みアプリケーションにおけるab122295の使用に適用されます**

アプリケーションノートには、推奨の開始希釈率がありますが、適切な希釈率につきましてはご検討ください。

アプリケーション	Abreviews	特記事項
ICC		Use a concentration of 0.25 - 2 µg/ml.
WB		Use a concentration of 0.04 - 0.4 µg/ml.
IHC-P		1/50 - 1/200. Perform heat mediated antigen retrieval with citrate buffer pH 6 before commencing with IHC staining protocol.

## ターゲット情報

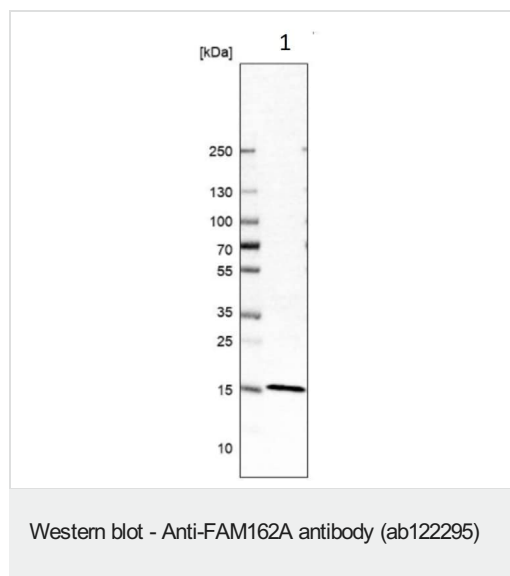
### 配列類似性

Belongs to the UPF0389 family.

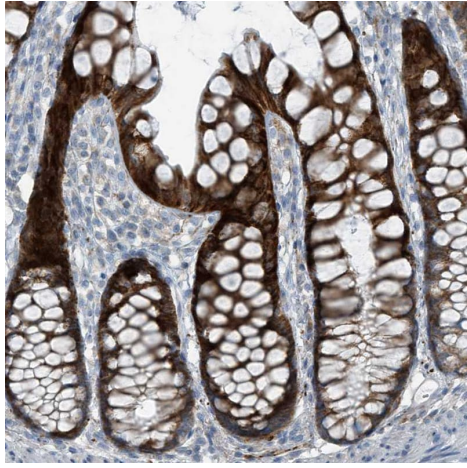
### 細胞内局在

Membrane.

## 画像

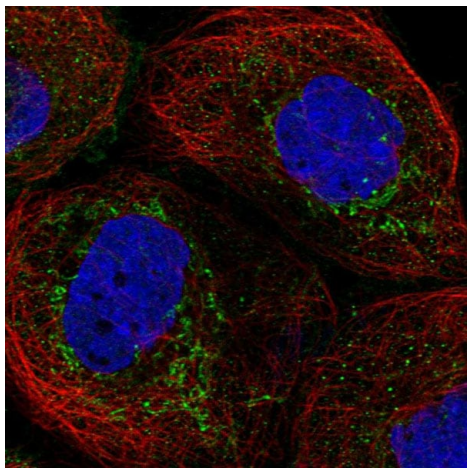


Anti-FAM162A antibody (ab122295) at 0.4 µg/ml + U-87 MG cell



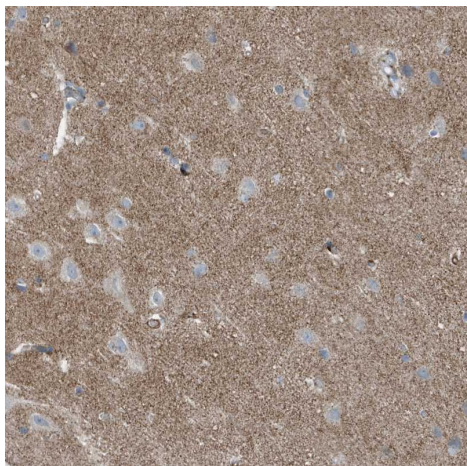
Immunohistochemistry (Formalin/PFA-fixed paraffin-embedded sections) - Anti-FAM162A antibody (ab122295)

Immunohistochemistry (Formalin/PFA-fixed paraffin-embedded sections) analysis of human rectum tissue labelling FAM162A with ab122295 at 1/50 dilution. Heat mediated antigen retrieval performed with citrate buffer pH 6 before commencing with IHC staining protocol.



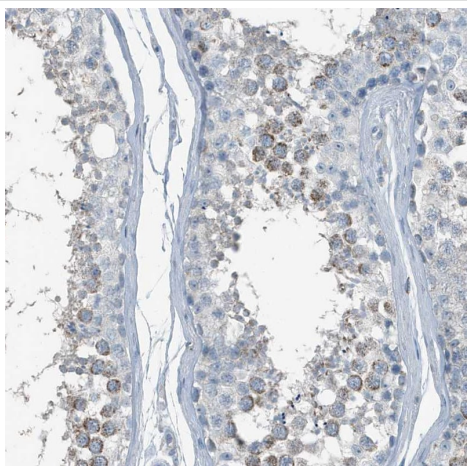
Immunocytochemistry - Anti-FAM162A antibody (ab122295)

Immunocytochemistry analysis of A-431 cells labelling FAM162A with ab122295 shows positivity in the mitochondria.



Immunohistochemistry (Formalin/PFA-fixed paraffin-embedded sections) - Anti-FAM162A antibody (ab122295)

Immunohistochemistry (Formalin/PFA-fixed paraffin-embedded sections) analysis of human cerebral cortex tissue labelling FAM162A with ab122295 at 1/50 dilution. Heat mediated antigen retrieval performed with citrate buffer pH 6 before commencing with IHC staining protocol.



Immunohistochemistry (Formalin/PFA-fixed paraffin-embedded sections) - Anti-FAM162A antibody (ab122295)

Immunohistochemistry (Formalin/PFA-fixed paraffin-embedded sections) analysis of human testis tissue labelling FAM162A with ab122295 at 1/50 dilution. Heat mediated antigen retrieval performed with citrate buffer pH 6 before commencing with IHC staining protocol.

**Please note:** All products are "FOR RESEARCH USE ONLY. NOT FOR USE IN DIAGNOSTIC PROCEDURES"

### **Our Abpromise to you: Quality guaranteed and expert technical support**

---

- Replacement or refund for products not performing as stated on the datasheet
- Valid for 12 months from date of delivery
- Response to your inquiry within 24 hours
- We provide support in Chinese, English, French, German, Japanese and Spanish
- Extensive multi-media technical resources to help you
- We investigate all quality concerns to ensure our products perform to the highest standards

If the product does not perform as described on this datasheet, we will offer a refund or replacement. For full details of the Abpromise,

please visit <https://www.abcam.co.jp/abpromise> or contact our technical team.

## **Terms and conditions**

---

- Guarantee only valid for products bought direct from Abcam or one of our authorized distributors