



# Anti-FAM13A antibody ab122440

**3 References**   **画像数 5**

### 製品の概要

製品名	Anti-FAM13A antibody
製品の詳細	Rabbit polyclonal to FAM13A
由来種	Rabbit
アプリケーション	<b>適用あり:</b> IHC-P, ICC/IF
種交差性	<b>交差種:</b> Human
免疫原	Recombinant fragment corresponding to Human FAM13A aa 904-973 (C terminal). Sequence:  TDFSARCFLDQFEDDADGFISPMDDKIPSKCSQDTGLSNLHA ASIPELLE HLQEMREEKKRIRKKLRDFE  Database link: <a href="#">Q94988</a>   <a href="#">Run BLAST with</a>  <a href="#">Run BLAST with</a>
ポジティブ・コントロール	IHC-P: Human testis, small intestine, Fallopian tube and cerebral cortex Tissue ICC/IF: Human cell line U-2 OS
特記事項	<p>The Life Science industry has been in the grips of a reproducibility crisis for a number of years. Abcam is leading the way in addressing this with our range of recombinant monoclonal antibodies and knockout edited cell lines for gold-standard validation. Please check that this product meets your needs before purchasing.</p> <p>If you have any questions, special requirements or concerns, please send us an inquiry and/or contact our Support team ahead of purchase. Recommended alternatives for this product can be found below, along with publications, customer reviews and Q&amp;As</p>

### 製品の特性

製品の状態	Liquid
保存方法	Shipped at 4°C. Upon delivery aliquot and store at -20°C. Avoid repeated freeze / thaw cycles.
バッファー	pH: 7.20 Preservative: 0.02% Sodium azide Constituents: 59% PBS, 40% Glycerol (glycerin, glycerine)
精製度	Immunogen affinity purified
ポリ/モノ	ポリクローナル

アプリケーション

The Abpromise guarantee      **Abpromise保証は、** 次のテスト済みアプリケーションにおけるab122440の使用に適用されます  
アプリケーションノートには、推奨の開始希釈率がありますが、適切な希釈率につきましてはご検討ください。

アプリケーション	Abreviews	特記事項
IHC-P		1/500 - 1/1000. Perform heat mediated antigen retrieval with citrate buffer pH 6 before commencing with IHC staining protocol.
ICC/IF		Use a concentration of 0.25 - 2 µg/ml.

ターゲット情報

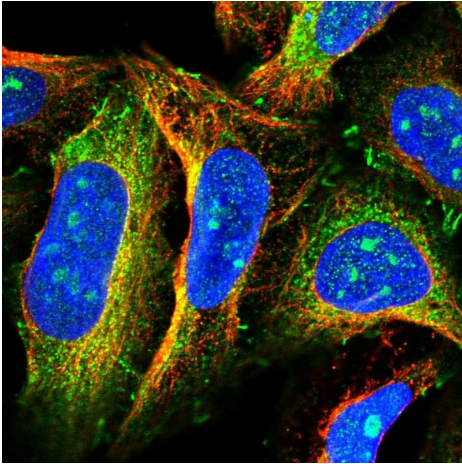
組織特異性	Isoform 1 is widely expressed, with highest expression in skeletal muscle, thymus, brain and lung. Isoform 3 is less abundant than isoform 1 and predominantly expressed in kidney, pancreas,liver, lung and thymus.
配列類似性	Belongs to the FAM13 family. Contains 1 Rho-GAP domain.

画像



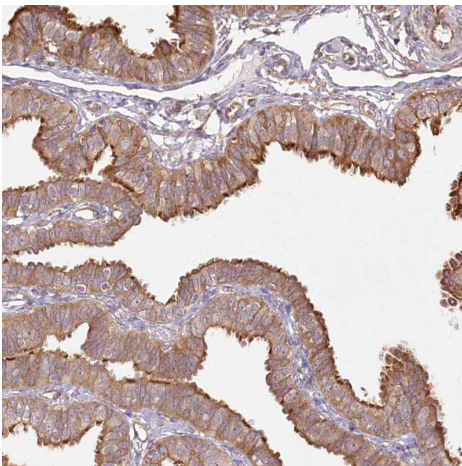
Immunohistochemistry (Formalin/PFA-fixed paraffin-embedded sections) - Anti-FAM13A antibody (ab122440)

Immunohistochemical analysis of human small intestine labeling FAM13A with ab122440 showing strong cytoplasmic positivity in glandular cells.



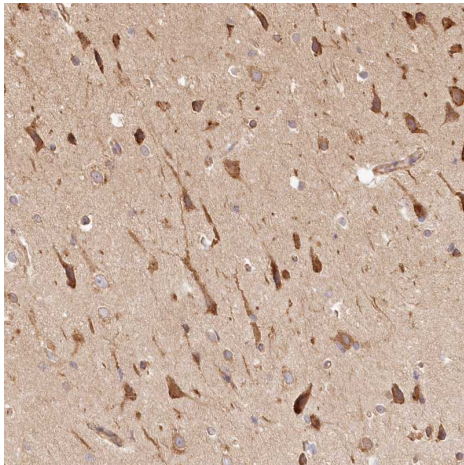
Immunocytochemistry/ Immunofluorescence analysis of U2-OS cells labeling FAM13A with ab122440 showing localization to nucleoli, cytosol & cell junctions.

Immunocytochemistry/ Immunofluorescence - Anti-FAM13A antibody (ab122440)



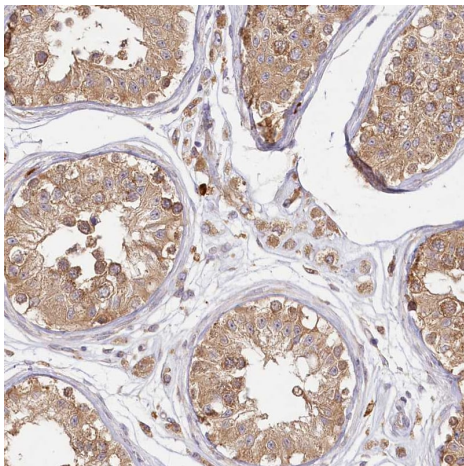
Immunohistochemical analysis of human fallopian tube labeling FAM13A with ab122440 showing strong cytoplasmic positivity in glandular cells.

Immunohistochemistry (Formalin/PFA-fixed paraffin-embedded sections) - Anti-FAM13A antibody (ab122440)



Immunohistochemical analysis of human cerebral cortex labeling FAM13A with ab122440 showing strong cytoplasmic positivity in neurons.

Immunohistochemistry (Formalin/PFA-fixed paraffin-embedded sections) - Anti-FAM13A antibody (ab122440)



Immunohistochemical analysis of human testis labeling FAM13A with ab122440 showing strong cytoplasmic positivity in glandular cells in seminiferous duct.

Immunohistochemistry (Formalin/PFA-fixed paraffin-embedded sections) - Anti-FAM13A antibody (ab122440)

**Please note:** All products are "FOR RESEARCH USE ONLY. NOT FOR USE IN DIAGNOSTIC PROCEDURES"

### **Our Abpromise to you: Quality guaranteed and expert technical support**

---

- Replacement or refund for products not performing as stated on the datasheet
- Valid for 12 months from date of delivery
- Response to your inquiry within 24 hours
  
- We provide support in Chinese, English, French, German, Japanese and Spanish
- Extensive multi-media technical resources to help you
- We investigate all quality concerns to ensure our products perform to the highest standards

If the product does not perform as described on this datasheet, we will offer a refund or replacement. For full details of the Abpromise, please visit <https://www.abcam.co.jp/abpromise> or contact our technical team.

### **Terms and conditions**

---

- Guarantee only valid for products bought direct from Abcam or one of our authorized distributors