



Anti-FADD antibody ab24533

23 References [画像数 1](#)

製品の概要

製品名	Anti-FADD antibody
製品の詳細	Rabbit polyclonal to FADD
由来種	Rabbit
アプリケーション	適用あり: WB
種交差性	交差種: Human
免疫原	Synthetic peptide: KIDSIEDRYPRNLTERVRESL , corresponding to amino acids 125-145 of Human FADD (Peptide available as ab54083 .)  Run BLAST with  Run BLAST with
特記事項	<p>This product is manufactured by BioVision, an Abcam company and was previously called 3039 FADD Antibody. 3039-100 is the same size as the 100 µg size of ab24533.</p> <p>FADD has a molecular weight of 23kDa with an apparent molecular weight of 28 kDa on SDS-PAGE.</p> <p>The Life Science industry has been in the grips of a reproducibility crisis for a number of years. Abcam is leading the way in addressing this with our range of recombinant monoclonal antibodies and knockout edited cell lines for gold-standard validation. Please check that this product meets your needs before purchasing.</p> <p>If you have any questions, special requirements or concerns, please send us an inquiry and/or contact our Support team ahead of purchase. Recommended alternatives for this product can be found below, along with publications, customer reviews and Q&As</p>

製品の特性

製品の状態	Liquid
保存方法	Shipped at 4°C. Upon delivery aliquot and store at -20°C or -80°C. Avoid repeated freeze / thaw cycles.
バッファー	Preservative: 0.02% Sodium azide Constituents: PBS, 50% Glycerol (glycerin, glycerine), 1% BSA
精製度	Immunogen affinity purified
一次抗体 備考	FADD has a molecular weight of 23kDa with an apparent molecular weight of 28 kDa on SDS-PAGE.

ポリ/モノ
アイソタイプ

ポリクローナル
IgG

アプリケーション

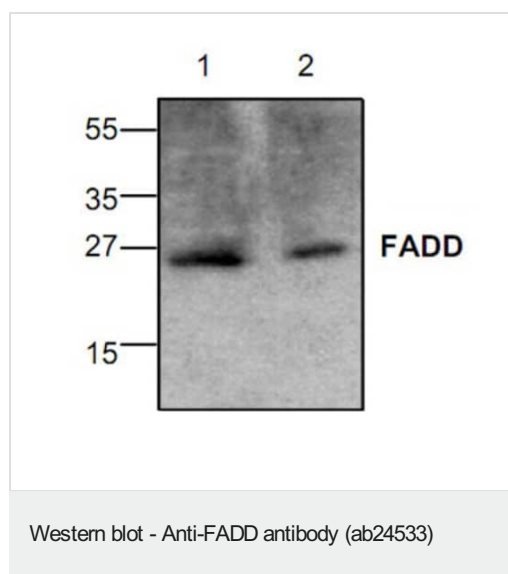
The Abpromise guarantee **Abpromise保証は、次のテスト済みアプリケーションにおけるab24533の使用に適用されます**
アプリケーションノートには、推奨の開始希釈率がありますが、適切な希釈率につきましてはご検討ください。

アプリケーション	Abreviews	特記事項
WB		Use at an assay dependent concentration. Predicted molecular weight: 23 kDa.

ターゲット情報

機能	Apoptotic adaptor molecule that recruits caspase-8 or caspase-10 to the activated Fas (CD95) or TNFR-1 receptors. The resulting aggregate called the death-inducing signaling complex (DISC) performs caspase-8 proteolytic activation. Active caspase-8 initiates the subsequent cascade of caspases mediating apoptosis.
組織特異性	Expressed in a wide variety of tissues, except for peripheral blood mononuclear leukocytes.
配列類似性	Contains 1 death domain. Contains 1 DED (death effector) domain.
ドメイン	Contains a death domain involved in the binding of the corresponding domain within Fas receptor.

画像



Lane 1 : Anti-FADD antibody (ab24533) (0.5-4 ug/ml)

Lane 2 : Anti-FADD antibody (ab24533)

All lanes : Jurkat cell lysates

Predicted band size: 23 kDa

Please note: All products are "FOR RESEARCH USE ONLY. NOT FOR USE IN DIAGNOSTIC PROCEDURES"

Our Abpromise to you: Quality guaranteed and expert technical support

- Replacement or refund for products not performing as stated on the datasheet
- Valid for 12 months from date of delivery
- Response to your inquiry within 24 hours

- We provide support in Chinese, English, French, German, Japanese and Spanish
- Extensive multi-media technical resources to help you
- We investigate all quality concerns to ensure our products perform to the highest standards

If the product does not perform as described on this datasheet, we will offer a refund or replacement. For full details of the Abpromise, please visit <https://www.abcam.co.jp/abpromise> or contact our technical team.

Terms and conditions

- Guarantee only valid for products bought direct from Abcam or one of our authorized distributors