


Anti-ERF antibody ab84773

画像数 2

製品の概要

製品名	Anti-ERF antibody
製品の詳細	Rabbit polyclonal to ERF
由来種	Rabbit
アプリケーション	適用あり: IHC-P
種交差性	<p>交差種: Mouse, Human</p> <p>交差が予測される動物種: Rat, Horse, Cow, Dog, Pig, Chimpanzee, Rhesus monkey, Gorilla, Orangutan, Elephant </p>
免疫原	Synthetic peptide corresponding to a region between residue 498 and 548 of human ERF (NP_006485.2).
ポジティブ・コントロール	Human controls: Anaplastic Thyroid Carcinoma, Breast Carcinoma, Linitis Plastica Stomach Cancer, Ovarian Carcinoma, Prostate Carcinoma Mouse Controls: Renal Cell Carcinoma, Teratoma
特記事項	<p>The Life Science industry has been in the grips of a reproducibility crisis for a number of years. Abcam is leading the way in addressing this with our range of recombinant monoclonal antibodies and knockout edited cell lines for gold-standard validation. Please check that this product meets your needs before purchasing.</p> <p>If you have any questions, special requirements or concerns, please send us an inquiry and/or contact our Support team ahead of purchase. Recommended alternatives for this product can be found below, along with publications, customer reviews and Q&As</p>

製品の特性

製品の状態	Liquid
保存方法	Shipped at 4°C. Upon delivery aliquot and store at -20°C. Avoid freeze / thaw cycles.
バッファー	<p>pH: 6.8</p> <p>Preservative: 0.09% Sodium azide</p> <p>Constituents: 0.1% BSA, Tris buffered saline</p>
精製度	Immunogen affinity purified
特記事項 (精製)	<p>ab84773 was affinity purified using an epitope specific to ERF immobilized on solid support. Antibody concentration was determined by extinction coefficient: absorbance at 280 nm of 1.4 equals 1.0 mg of IgG.</p>

ポリモノ
アイソタイプ

ポリクローナル
IgG

アプリケーション

The Abpromise guarantee **Abpromise保証は、** 次のテスト済みアプリケーションにおけるab84773の使用に適用されます
アプリケーションノートには、推奨の開始希釈率がありますが、適切な希釈率につきましてはご検討ください。

アプリケーション	Abreviews	特記事項
IHC-P		

追加情報

IHC-P: 1/100 - 1/500.
Epitope exposure is recommended.
Epitope exposure with citrate buffer will enhance staining.

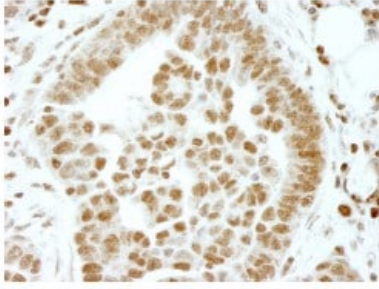
Likely to work with frozen sections.

Not yet tested in other applications.
Optimal dilutions/concentrations should be determined by the end user.

ターゲット情報

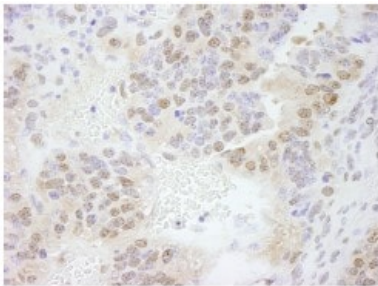
機能	Potent transcriptional repressor that binds to the H1 element of the Ets2 promoter. May regulate other genes involved in cellular proliferation. Required for extraembryonic ectoderm differentiation, ectoplacental cone cavity closure, and chorioallantoic attachment (By similarity). May be important for regulating trophoblast stem cell differentiation.
組織特異性	Highest levels in testis, ovary, pancreas, and heart.
配列類似性	Belongs to the ETS family. Contains 1 ETS DNA-binding domain.
翻訳後修飾	Phosphorylated by multiple kinases including MAPK1/ERK2 at THR-526. Phosphorylation regulates the activity of ERF.
細胞内局在	Nucleus.

画像



Staining of ERF by Immunohistochemistry on a formalin fixed, paraffin embedded section of human ovarian tumor using a 1/100 dilution of ab84773. Detection: DAB staining

Immunohistochemistry (Formalin/PFA-fixed paraffin-embedded sections) - Anti-ERF antibody (ab84773)



Staining of ERF by Immunohistochemistry on a formalin fixed, paraffin embedded section of mouse teratoma using a 1/500 dilution of ab84773. Detection: DAB staining

Immunohistochemistry (Formalin/PFA-fixed paraffin-embedded sections) - Anti-ERF antibody (ab84773)

Please note: All products are "FOR RESEARCH USE ONLY. NOT FOR USE IN DIAGNOSTIC PROCEDURES"

Our Abpromise to you: Quality guaranteed and expert technical support

- Replacement or refund for products not performing as stated on the datasheet
- Valid for 12 months from date of delivery
- Response to your inquiry within 24 hours
- We provide support in Chinese, English, French, German, Japanese and Spanish
- Extensive multi-media technical resources to help you
- We investigate all quality concerns to ensure our products perform to the highest standards

If the product does not perform as described on this datasheet, we will offer a refund or replacement. For full details of the Abpromise, please visit <https://www.abcam.co.jp/abpromise> or contact our technical team.

Terms and conditions

- Guarantee only valid for products bought direct from Abcam or one of our authorized distributors