


### Anti-Epoxyde hydrolase antibody ab96695

4 References [画像数 3](#)

医薬用外劇物

#### 製品の概要

製品名	Anti-Epoxyde hydrolase antibody
製品の詳細	Rabbit polyclonal to Epoxyde hydrolase
由来種	Rabbit
アプリケーション	<b>適用あり:</b> WB, IHC-P, ICC/IF
種交差性	<b>交差種:</b> Human <b>交差が予測される動物種:</b> Mouse, Rat, Cow, Pig 
免疫原	Recombinant fragment, corresponding to a region within amino acids 1-193 of Human Epoxyde hydrolase (NP_000111).
ポジティブ・コントロール	WB: 293T, HeLa and HepG2 cell lysates ICC/IF: Hela cells IHC-P: SG xenograft
特記事項	<p>The Life Science industry has been in the grips of a reproducibility crisis for a number of years. Abcam is leading the way in addressing this with our range of recombinant monoclonal antibodies and knockout edited cell lines for gold-standard validation. Please check that this product meets your needs before purchasing.</p> <p>If you have any questions, special requirements or concerns, please send us an inquiry and/or contact our Support team ahead of purchase. Recommended alternatives for this product can be found below, along with publications, customer reviews and Q&amp;As</p>

#### 製品の特性

製品の状態	Liquid
保存方法	Shipped at 4°C. Upon delivery aliquot and store at -20°C or -80°C. Avoid repeated freeze / thaw cycles.
バッファー	pH: 7.00 Preservative: 0.01% Thimerosal (merthiolate) Constituents: 1.21% Tris, 0.75% Glycine, 10% Glycerol (glycerin, glycerine)
精製度	Immunogen affinity purified
ポリ/モノ	ポリクローナル
アイソタイプ	IgG

## アプリケーション


**The Abpromise guarantee**      **Abpromise保証は、**次のテスト済みアプリケーションにおけるab96695の使用に適用されます  
アプリケーションノートには、推奨の開始希釈率がありますが、適切な希釈率につきましてはご確認ください。

アプリケーション	Abreviews	特記事項
WB		1/500 - 1/3000. Predicted molecular weight: 53 kDa.
IHC-P		1/100 - 1/500.
ICC/IF		1/100 - 1/200.

## ターゲット情報

機能	Biotransformation enzyme that catalyzes the hydrolysis of arene and aliphatic epoxides to less reactive and more water soluble dihydrodiols by the trans addition of water.
組織特異性	Found in liver.
関連疾患	Note=In some populations, the high activity haplotype tyr113/his139 is overrepresented among women suffering from pregnancy-induced hypertension (pre-eclampsia) when compared with healthy controls. Defects in EPHX1 are a cause of familial hypercholanemia (FHCA) [MIM:607748]. FHCA is a disorder characterized by elevated serum bile acid concentrations, itching, and fat malabsorption.
配列類似性	Belongs to the peptidase S33 family.
細胞内局在	Microsome membrane. Endoplasmic reticulum membrane.

## 画像



**All lanes :** Anti-Epoxyde hydrolase antibody (ab96695) at 1/1000 dilution

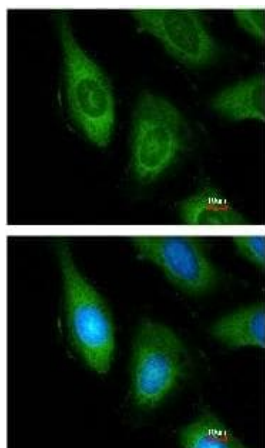
**Lane 1 :** HeLa whole cell lysate

**Lane 2 :** HepG2 whole cell lysate

Lysates/proteins at 30 µg per lane.

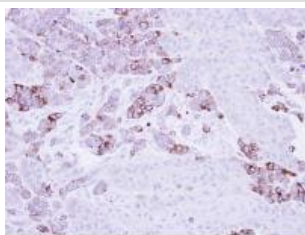
**Predicted band size:** 53 kDa

10% SDS PAGE



ab96695, at a 1/200 dilution, staining Epoxide hydrolase in methanol fixed HeLa cells by Immunofluorescence analysis. Lower image costained with Hoerchst 33342.

Immunocytochemistry/ Immunofluorescence - Anti-Epoxide hydrolase antibody (ab96695)



ab96695, at a 1/500 dilution, staining Epoxide hydrolase in paraffin embedded SG xenograft by Immunohistochemical analysis.

Immunohistochemistry (Formalin/PFA-fixed paraffin-embedded sections) - Anti-Epoxide hydrolase antibody (ab96695)

**Please note:** All products are "FOR RESEARCH USE ONLY. NOT FOR USE IN DIAGNOSTIC PROCEDURES"

### Our Abpromise to you: Quality guaranteed and expert technical support

- Replacement or refund for products not performing as stated on the datasheet
- Valid for 12 months from date of delivery
- Response to your inquiry within 24 hours
- We provide support in Chinese, English, French, German, Japanese and Spanish
- Extensive multi-media technical resources to help you
- We investigate all quality concerns to ensure our products perform to the highest standards

If the product does not perform as described on this datasheet, we will offer a refund or replacement. For full details of the Abpromise, please visit <https://www.abcam.co.jp/abpromise> or contact our technical team.

## Terms and conditions

---

- Guarantee only valid for products bought direct from Abcam or one of our authorized distributors