


### Anti-EMAP II/AIMP1 antibody ab96506

3 References [画像数 2](#)

**医薬用外劇物**

#### 製品の概要

製品名	Anti-EMAP II/AIMP1 antibody
製品の詳細	Rabbit polyclonal to EMAP II/AIMP1
由来種	Rabbit
アプリケーション	<b>適用あり:</b> WB, ICC/IF
種交差性	<b>交差種:</b> Human <b>交差が予測される動物種:</b> Pig 
免疫原	Recombinant fragment corresponding to Human EMAP II/AIMP1 aa 1-233 (N terminal).
特記事項	<p>The Life Science industry has been in the grips of a reproducibility crisis for a number of years. Abcam is leading the way in addressing this with our range of recombinant monoclonal antibodies and knockout edited cell lines for gold-standard validation. Please check that this product meets your needs before purchasing.</p> <p>If you have any questions, special requirements or concerns, please send us an inquiry and/or contact our Support team ahead of purchase. Recommended alternatives for this product can be found below, along with publications, customer reviews and Q&amp;As</p>

#### 製品の特性

製品の状態	Liquid
保存方法	Shipped at 4°C. Upon delivery aliquot and store at -20°C or -80°C. Avoid repeated freeze / thaw cycles.
バッファー	pH: 7.00 Preservative: 0.01% Thimerosal (merthiolate) Constituents: 1.21% Tris, 0.75% Glycine, 10% Glycerol (glycerin, glycerine)
精製度	Immunogen affinity purified
ポリ/モノ	ポリクローナル
アイソタイプ	IgG

#### アプリケーション

## The Abpromise guarantee

**Abpromise保証は、**次のテスト済みアプリケーションにおけるab96506の使用に適用されます

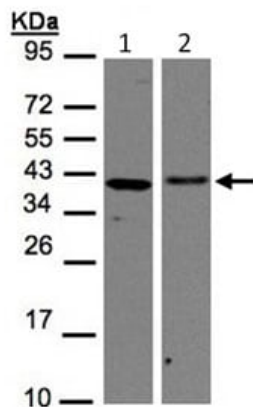
アプリケーションノートには、推奨の開始希釈率がありますが、適切な希釈率につきましてはご検討ください。

アプリケーション	Abreviews	特記事項
WB		1/500 - 1/3000. Predicted molecular weight: 34 kDa.
ICC/IF		1/100 - 1/200.

## ターゲット情報

機能	Non-catalytic component of the multisynthase complex. Stimulates the catalytic activity of cytoplasmic arginyl-tRNA synthase. Binds tRNA. Possesses inflammatory cytokine activity. Negatively regulates TGF-beta signaling through stabilization of SMURF2 by binding to SMURF2 and inhibiting its SMAD7-mediated degradation. Involved in glucose homeostasis through induction of glucagon secretion at low glucose levels. Promotes dermal fibroblast proliferation and wound repair. Regulates KDELR1-mediated retention of HSP90B1/gp96 in the endoplasmic reticulum. Plays a role in angiogenesis by inducing endothelial cell migration at low concentrations and endothelial cell apoptosis at high concentrations. Induces maturation of dendritic cells and monocyte cell adhesion. Modulates endothelial cell responses by degrading HIF-1A through interaction with PSMA7.
関連疾患	Defects in AIMP1 are the cause of leukodystrophy hypomyelinating type 3 (HLD3) [MIM:260600]. A severe autosomal recessive hypomyelinating leukodystrophy characterized by early infantile onset of global developmental delay, lack of development, lack of speech acquisition, and peripheral spasticity associated with decreased myelination in the central nervous system.
配列類似性	Contains 1 tRNA-binding domain.
翻訳後修飾	Cleaved by caspase-7 in response to apoptosis to produce EMAP-II.
細胞内局在	Nucleus. Cytoplasm > cytosol. Cytoplasmic vesicle > secretory vesicle. Secreted. Endoplasmic reticulum. Golgi apparatus. Enriched in secretory vesicles of pancreatic alpha cells and secreted from the pancreas in response to low glucose levels (By similarity). Also secreted in response to hypoxia and both apoptotic and necrotic cell death.

## 画像



Western blot - Anti-EMAP II/AIMP1 antibody (ab96506)

**All lanes :** Anti-EMAP II/AIMP1 antibody (ab96506) at 1/1000 dilution

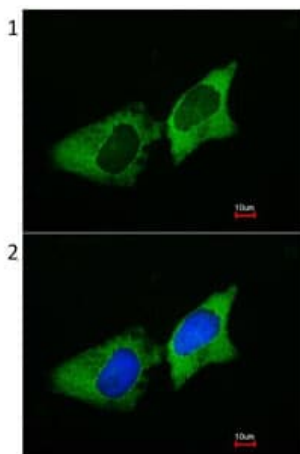
**Lane 1 :** H1299 whole cell lysate

**Lane 2 :** HepG2 whole cell lysate

Lysates/proteins at 30 µg per lane.

**Predicted band size:** 34 kDa

12% SDS PAGE



Immunocytochemistry/ Immunofluorescence - Anti-EMAP II/AIMP1 antibody (ab96506)

Immunofluorescence analysis of paraformaldehyde-fixed HeLa, using ab96506 at 1:200 dilution. Image 2: Merged with DNA probe.

**Please note:** All products are "FOR RESEARCH USE ONLY. NOT FOR USE IN DIAGNOSTIC PROCEDURES"

### Our Abpromise to you: Quality guaranteed and expert technical support

- Replacement or refund for products not performing as stated on the datasheet
- Valid for 12 months from date of delivery
- Response to your inquiry within 24 hours
- We provide support in Chinese, English, French, German, Japanese and Spanish
- Extensive multi-media technical resources to help you
- We investigate all quality concerns to ensure our products perform to the highest standards

If the product does not perform as described on this datasheet, we will offer a refund or replacement. For full details of the Abpromise, please visit <https://www.abcam.co.jp/abpromise> or contact our technical team.

## Terms and conditions

---

- Guarantee only valid for products bought direct from Abcam or one of our authorized distributors