


Anti-eIF4H antibody ab86179

画像数 2

製品の概要

製品名	Anti-eIF4H antibody
製品の詳細	Rabbit polyclonal to eIF4H
由来種	Rabbit
アプリケーション	適用あり: IHC-P, WB
種交差性	交差種: Human 交差が予測される動物種: Mouse, Rat, Chimpanzee, Rhesus monkey, Gorilla, Chinese hamster, Orangutan 
免疫原	Synthetic peptide corresponding to Human eIF4H aa 150-250. Database link: Q15056
ポジティブ・コントロール	HeLa cells lysate 293T cells lysate
特記事項	<p>The Life Science industry has been in the grips of a reproducibility crisis for a number of years. Abcam is leading the way in addressing this with our range of recombinant monoclonal antibodies and knockout edited cell lines for gold-standard validation. Please check that this product meets your needs before purchasing.</p> <p>If you have any questions, special requirements or concerns, please send us an inquiry and/or contact our Support team ahead of purchase. Recommended alternatives for this product can be found below, along with publications, customer reviews and Q&As</p>

製品の特性

製品の状態	Liquid
保存方法	Shipped at 4°C. Store at -20°C. The product can be stored for up to 12 months.
バッファー	pH: 6.8 Preservative: 0.09% Sodium azide Constituents: 0.1% BSA, Tris buffered saline
精製度	Immunogen affinity purified
特記事項 (精製)	Affinity purified using an epitope specific to eIF4H immobilized on solid support. Antibody concentration was determined by extinction coefficient: absorbance at 280 nm of 1.4 equals 1.0 mg of IgG.
ポリ/モノ	ポリクローナル

アイソタイプ

IgG

アプリケーション

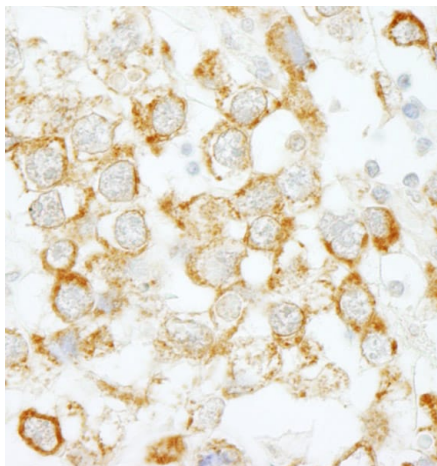
The Abpromise guarantee **Abpromise保証は、** 次のテスト済みアプリケーションにおけるab86179の使用に適用されます
アプリケーションノートには、推奨の開始希釈率がありますが、適切な希釈率につきましてはご検討ください。

アプリケーション	Abreviews	特記事項
IHC-P		1/100 - 1/500. Perform heat mediated antigen retrieval with citrate buffer pH 6 before commencing with IHC staining protocol.
WB		1/2000 - 1/10000. Predicted molecular weight: 27 kDa.

ターゲット情報

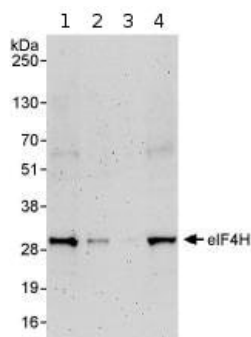
機能	Stimulates the RNA helicase activity of EIF4A in the translation initiation complex. Binds weakly mRNA.
組織特異性	The short isoform is the predominant isoform and is expressed alone in liver and skeletal muscle. Both isoforms are expressed in fibroblast, spleen, testis and bone marrow. Levels are high in lung and pancreas and low in heart, frontal cortex and kidney.
関連疾患	Note=EIF4H is located in the Williams-Beuren syndrome (WBS) critical region. WBS results from a hemizygous deletion of several genes on chromosome 7q11.23, thought to arise as a consequence of unequal crossing over between highly homologous low-copy repeat sequences flanking the deleted region. Haploinsufficiency of EIF4H may be the cause of certain cardiovascular and musculo-skeletal abnormalities observed in the disease.
配列類似性	Contains 1 RRM (RNA recognition motif) domain.
細胞内局在	Cytoplasm > perinuclear region.

画像



Immunohistochemistry (Formalin/PFA-fixed paraffin-embedded sections) analysis of human testicular seminoma tissue labelling eIF4H with ab86179 at 1/200 (1µg/ml). Detection: DAB.

Immunohistochemistry (Formalin/PFA-fixed paraffin-embedded sections) - Anti-eIF4H antibody (ab86179)



All lanes : Anti-eIF4H antibody (ab86179) at 0.04 µg/ml

Lane 1 : HeLa whole cell lysate at 50 µg

Lane 2 : HeLa whole cell lysate at 15 µg

Lane 3 : HeLa whole cell lysate at 5 µg

Lane 4 : 293T whole cell lysate at 50 µg

Developed using the ECL technique.

Western blot - Anti-eIF4H antibody (ab86179)

Predicted band size: 27 kDa

Exposure time: 3 minutes

Please note: All products are "FOR RESEARCH USE ONLY. NOT FOR USE IN DIAGNOSTIC PROCEDURES"

Our Abpromise to you: Quality guaranteed and expert technical support

- Replacement or refund for products not performing as stated on the datasheet
- Valid for 12 months from date of delivery
- Response to your inquiry within 24 hours
- We provide support in Chinese, English, French, German, Japanese and Spanish
- Extensive multi-media technical resources to help you
- We investigate all quality concerns to ensure our products perform to the highest standards

If the product does not perform as described on this datasheet, we will offer a refund or replacement. For full details of the Abpromise, please visit <https://www.abcam.co.jp/abpromise> or contact our technical team.

Terms and conditions

- Guarantee only valid for products bought direct from Abcam or one of our authorized distributors