


### Anti-EIF3F antibody ab74568

★★★★☆ [1 Abreviews](#) [3 References](#) [画像数 2](#)

#### 製品の概要

製品名	Anti-EIF3F antibody
製品の詳細	Rabbit polyclonal to EIF3F
由来種	Rabbit
アプリケーション	<b>適用あり:</b> WB, IHC-P
種交差性	<b>交差種:</b> Human <b>交差が予測される動物種:</b> Mouse 
免疫原	Synthetic peptide derived from internal sequence of human EIF3F.
ポジティブ・コントロール	Human brain tissue. Extracts from Jurkat cells and COLO205 cells.
特記事項	<p>The Life Science industry has been in the grips of a reproducibility crisis for a number of years. Abcam is leading the way in addressing this with our range of recombinant monoclonal antibodies and knockout edited cell lines for gold-standard validation. Please check that this product meets your needs before purchasing.</p> <p>If you have any questions, special requirements or concerns, please send us an inquiry and/or contact our Support team ahead of purchase. Recommended alternatives for this product can be found below, along with publications, customer reviews and Q&amp;As</p>

#### 製品の特性

製品の状態	Liquid
保存方法	Shipped at 4°C. Upon delivery aliquot and store at -20°C. Avoid repeated freeze / thaw cycles.
バッファー	pH: 7.40 Preservative: 0.02% Sodium azide Constituents: 50% Glycerol (glycerin, glycerine), 0.87% Sodium chloride, PBS
精製度	Without Mg <sup>2+</sup> and Ca <sup>2+</sup> Immunogen affinity purified
ポリ/モノ	ポリクローナル
アイソタイプ	IgG

#### アプリケーション

## The Abpromise guarantee

**Abpromise保証は、次のテスト済みアプリケーションにおけるab74568の使用に適用されます**

アプリケーションノートには、推奨の開始希釈率がありますが、適切な希釈率につきましてはご検討ください。

アプリケーション	Abreviews	特記事項
WB	★★★★★ (1)	1/500 - 1/1000. Predicted molecular weight: 38 kDa.
IHC-P		1/50 - 1/100.

## ターゲット情報

### 機能

Component of the eukaryotic translation initiation factor 3 (eIF-3) complex, which is required for several steps in the initiation of protein synthesis. The eIF-3 complex associates with the 40S ribosome and facilitates the recruitment of eIF-1, eIF-1A, eIF-2:GTP:methionyl-tRNA<sub>i</sub> and eIF-5 to form the 43S preinitiation complex (43S PIC). The eIF-3 complex stimulates mRNA recruitment to the 43S PIC and scanning of the mRNA for AUG recognition. The eIF-3 complex is also required for disassembly and recycling of post-termination ribosomal complexes and subsequently prevents premature joining of the 40S and 60S ribosomal subunits prior to initiation. Deubiquitinates activated NOTCH1, promoting its nuclear import, thereby acting as a positive regulator of Notch signaling.

### 配列類似性

Belongs to the eIF-3 subunit F family.  
Contains 1 MPN (JAB/Mov34) domain.

### ドメイン

The MPN domain mediates deubiquitinating activity.

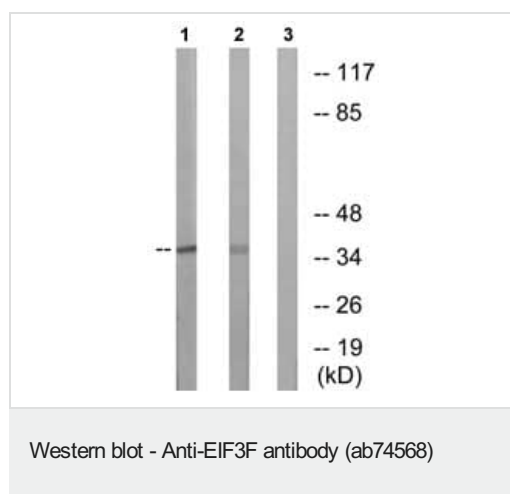
### 翻訳後修飾

Phosphorylation is enhanced upon serum stimulation. Phosphorylated during apoptosis by caspase-processed CDK11.

### 細胞内局在

Cytoplasm.

## 画像



**All lanes** : Anti-EIF3F antibody (ab74568) at 1/500 dilution

**Lane 1** : Extracts from Jurkat cells

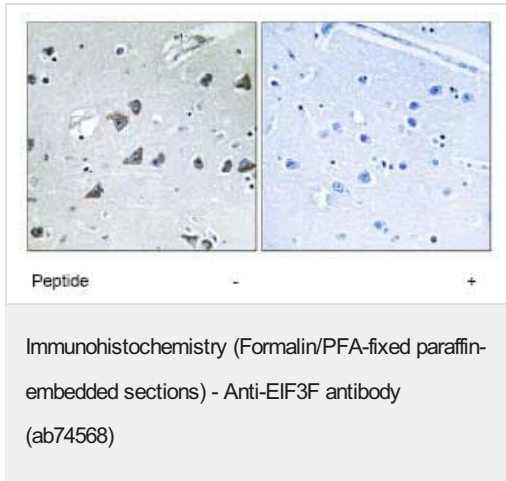
**Lane 2** : Extracts from COLO205 cells

**Lane 3** : Extracts from COLO205 cells with immunising peptide at 10 µg

Lysates/proteins at 30 µg per lane.

**Predicted band size:** 38 kDa

**Observed band size:** 38 kDa



Immunohistochemistry analysis of EIF3F in paraffin-embedded human brain tissue using ab74568, at 1/50-1/100 dilution, in the presence (right panel) or absence (left panel) of immunising peptide.

**Please note:** All products are "FOR RESEARCH USE ONLY. NOT FOR USE IN DIAGNOSTIC PROCEDURES"

### **Our Abpromise to you: Quality guaranteed and expert technical support**

---

- Replacement or refund for products not performing as stated on the datasheet
- Valid for 12 months from date of delivery
- Response to your inquiry within 24 hours
- We provide support in Chinese, English, French, German, Japanese and Spanish
- Extensive multi-media technical resources to help you
- We investigate all quality concerns to ensure our products perform to the highest standards

If the product does not perform as described on this datasheet, we will offer a refund or replacement. For full details of the Abpromise, please visit <https://www.abcam.co.jp/abpromise> or contact our technical team.

### **Terms and conditions**

---

- Guarantee only valid for products bought direct from Abcam or one of our authorized distributors