


Anti-eIF3A antibody ab105113

画像数 2

製品の概要

製品名	Anti-eIF3A antibody
製品の詳細	Rabbit polyclonal to eIF3A
由来種	Rabbit
アプリケーション	適用あり: IHC-P
種交差性	交差種: Mouse, Human 交差が予測される動物種: Rat, Rabbit, Guinea pig, Chimpanzee, Rhesus monkey, Gorilla, Orngutan 
免疫原	Synthetic peptide, corresponding to a region within amino acids 860-910 of Human eIF3A (NP_003741.1; GeneID 8661).
ポジティブ・コントロール	Human Controls: Anaplastic Thyroid Carcinoma, Breast Carcinoma, Colon Carcinoma Mouse Controls: Colon Carcinoma CT26, Renal Cell Carcinoma
特記事項	<p>The Life Science industry has been in the grips of a reproducibility crisis for a number of years. Abcam is leading the way in addressing this with our range of recombinant monoclonal antibodies and knockout edited cell lines for gold-standard validation. Please check that this product meets your needs before purchasing.</p> <p>If you have any questions, special requirements or concerns, please send us an inquiry and/or contact our Support team ahead of purchase. Recommended alternatives for this product can be found below, along with publications, customer reviews and Q&As</p>

製品の特性

製品の状態	Liquid
保存方法	Shipped at 4°C. Upon delivery aliquot and store at -20°C. Avoid freeze / thaw cycles.
バッファー	pH: 6.8 Preservative: 0.09% Sodium azide Constituents: 0.1% BSA, Tris buffered saline
精製度	Immunogen affinity purified
ポリ/モノ	ポリクローナル
アイソタイプ	IgG

アプリケーション

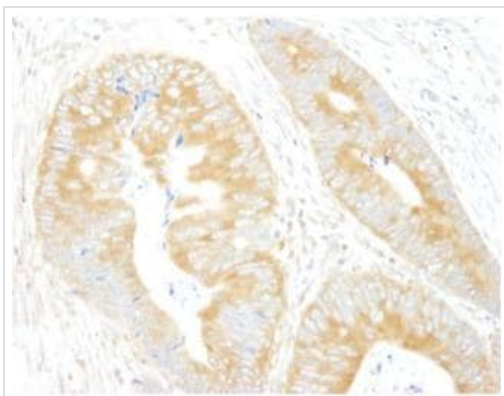
The Abpromise guarantee **Abpromise保証は、次のテスト済みアプリケーションにおけるab105113の使用に適用されます**
アプリケーションノートには、推奨の開始希釈率がありますが、適切な希釈率につきましてはご検討ください。

アプリケーション	Abreviews	特記事項
IHC-P		1/100 - 1/500. Epitope exposure with tris-EDTA pH9.0 buffer will enhance staining.

ターゲット情報

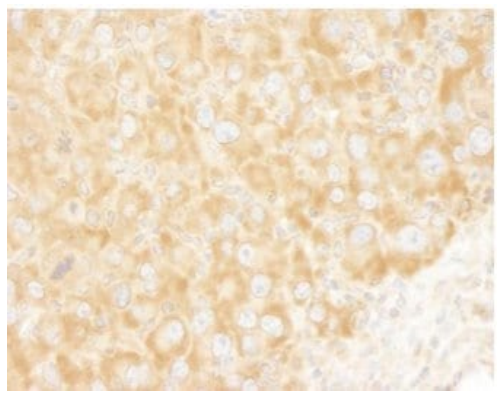
機能	Component of the eukaryotic translation initiation factor 3 (eIF-3) complex, which is required for several steps in the initiation of protein synthesis. The eIF-3 complex associates with the 40S ribosome and facilitates the recruitment of eIF-1, eIF-1A, eIF-2:GTP:methionyl-tRNA _i and eIF-5 to form the 43S pre-initiation complex (43S PIC). The eIF-3 complex stimulates mRNA recruitment to the 43S PIC and scanning of the mRNA for AUG recognition. The eIF-3 complex is also required for disassembly and recycling of post-termination ribosomal complexes and subsequently prevents premature joining of the 40S and 60S ribosomal subunits prior to initiation. Essential for the initiation of translation on type-1 viral ribosomal entry sites (IRESs), like for HCV, PV, EV71 or BEV translation (PubMed:23766293, PubMed:24357634). In case of FCV infection, plays a role in the ribosomal termination-reinitiation event leading to the translation of VP2 (PubMed:18056426).
配列類似性	Belongs to the eIF-3 subunit A family. Contains 1 PCI domain.
翻訳後修飾	Phosphorylated. Phosphorylation is enhanced upon serum stimulation.
細胞内局在	Cytoplasm.

画像



Staining of eIF3A in formalin fixed, paraffin embedded Human Colon Carcinoma by Immunohistochemistry, using ab105113 at a 1/250 dilution.

Immunohistochemistry (Formalin/PFA-fixed paraffin-embedded sections) - Anti-eIF3A antibody (ab105113)



Staining of eIF3A in formalin fixed, paraffin embedded Mouse Renal Cell Carcinoma by Immunohistochemistry, using ab105113 at a 1/250 dilution.

Immunohistochemistry (Formalin/PFA-fixed paraffin-embedded sections) - Anti-eIF3A antibody (ab105113)

Please note: All products are "FOR RESEARCH USE ONLY. NOT FOR USE IN DIAGNOSTIC PROCEDURES"

Our Abpromise to you: Quality guaranteed and expert technical support

- Replacement or refund for products not performing as stated on the datasheet
- Valid for 12 months from date of delivery
- Response to your inquiry within 24 hours
- We provide support in Chinese, English, French, German, Japanese and Spanish
- Extensive multi-media technical resources to help you
- We investigate all quality concerns to ensure our products perform to the highest standards

If the product does not perform as described on this datasheet, we will offer a refund or replacement. For full details of the Abpromise, please visit <https://www.abcam.co.jp/abpromise> or contact our technical team.

Terms and conditions

- Guarantee only valid for products bought direct from Abcam or one of our authorized distributors