


# Anti-EDJ antibody ab75107

**3 References**   [画像数 2](#)

### 製品の概要

製品名	Anti-EDJ antibody
製品の詳細	Rabbit polyclonal to EDJ
由来種	Rabbit
アプリケーション	<b>適用あり:</b> WB, IHC-P
種交差性	<b>交差種:</b> Human <b>交差が予測される動物種:</b> Mouse, Rat 
免疫原	Synthetic peptide corresponding to Human EDJ aa 31-80 (internal sequence). Database link: <a href="#">Q9UBS4</a>
ポジティブ・コントロール	IHC-P: human heart tissue. WB: extracts from HeLa cells, HUVEC cells, COLO cells and MCF-7 cells.
特記事項	<p>The Life Science industry has been in the grips of a reproducibility crisis for a number of years. Abcam is leading the way in addressing this with our range of recombinant monoclonal antibodies and knockout edited cell lines for gold-standard validation. Please check that this product meets your needs before purchasing.</p> <p>If you have any questions, special requirements or concerns, please send us an inquiry and/or contact our Support team ahead of purchase. Recommended alternatives for this product can be found below, along with publications, customer reviews and Q&amp;As</p>

### 製品の特性

製品の状態	Liquid
保存方法	Shipped at 4°C. Upon delivery aliquot and store at -20°C. Avoid freeze / thaw cycles.
バッファー	pH: 7.40 Preservative: 0.02% Sodium azide Constituents: 50% Glycerol (glycerin, glycerine), 0.87% Sodium chloride, PBS
精製度	Without Mg2+ and Ca2+ Immunogen affinity purified
特記事項 (精製)	The antibody was affinity purified from rabbit antiserum by affinity chromatography using epitope specific immunogen.
ポリ/モノ	ポリクローナル

## アプリケーション

## The Abpromise guarantee

**Abpromise保証は、次のテスト済みアプリケーションにおけるab75107の使用に適用されます**

アプリケーションノートには、推奨の開始希釈率がありますが、適切な希釈率につきましてはご検討ください。

アプリケーション	Abreviews	特記事項
WB		1/500 - 1/1000. Predicted molecular weight: 40 kDa.
IHC-P		1/50 - 1/100.

## ターゲット情報

## 機能

Serves as a co-chaperone for HSPA5. Binds directly to both unfolded proteins that are substrates for ERAD and nascent unfolded peptide chains, but dissociates from the HSPA5-unfolded protein complex before folding is completed. May help recruiting HSPA5 and other chaperones to the substrate. Stimulates HSPA5 ATPase activity.

## 組織特異性

Widely expressed.

## 配列類似性

Contains 1 J domain.

## 翻訳後修飾

Contains high-mannose Endo H-sensitive carbohydrates.

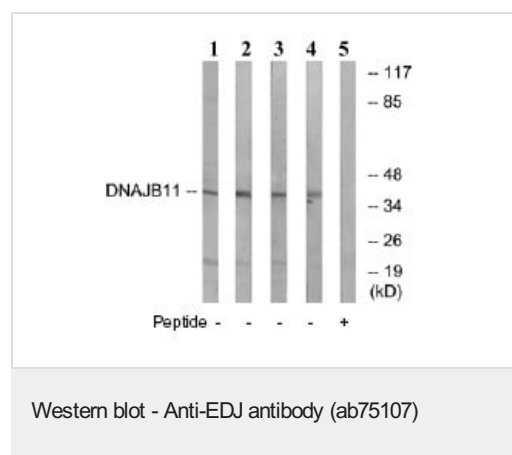
Cys-169, Cys-171, Cys-193 and Cys-196 form intramolecular disulfide bonds. The preferential partner for each Cys is not known.

Thr-188 was reported (PubMed:17525332) to be phosphorylated upon DNA damage by ATM or ATR; however as this position has been shown to be in the ER lumen, the in vivo relevance is not proven.

## 細胞内局在

Endoplasmic reticulum lumen. Associated with the ER membrane in a C-terminally epitope-tagged construct.

## 画像



**All lanes :** Anti-EDJ antibody (ab75107) at 1/500 dilution

**Lane 1 :** extracts from HeLa cells

**Lane 2 :** extracts from HUVEC cells

**Lane 3 :** extracts from COLO cells

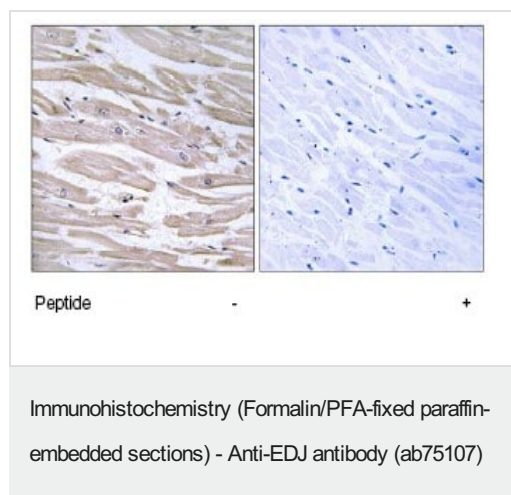
**Lane 4 :** extracts from MCF-7 cells

**Lane 5 :** extracts from HeLa cells with immunising peptide at 10 µg

Lysates/proteins at 30 µg per lane.

**Predicted band size:** 40 kDa

**Observed band size:** 40 kDa



Immunohistochemical analysis of EDJ in paraffin embedded human heart tissue using 1/50 ab75107.

Left image: untreated sample.

Right image: sample treated with immunising peptide.

**Please note:** All products are "FOR RESEARCH USE ONLY. NOT FOR USE IN DIAGNOSTIC PROCEDURES"

#### Our Abpromise to you: Quality guaranteed and expert technical support

---

- Replacement or refund for products not performing as stated on the datasheet
- Valid for 12 months from date of delivery
- Response to your inquiry within 24 hours
- We provide support in Chinese, English, French, German, Japanese and Spanish
- Extensive multi-media technical resources to help you
- We investigate all quality concerns to ensure our products perform to the highest standards

If the product does not perform as described on this datasheet, we will offer a refund or replacement. For full details of the Abpromise, please visit <https://www.abcam.co.jp/abpromise> or contact our technical team.

#### Terms and conditions

---

- Guarantee only valid for products bought direct from Abcam or one of our authorized distributors