


Anti-DYNC2H1 antibody ab122525

3 References [画像数 2](#)

製品の概要

製品名	Anti-DYNC2H1 antibody
製品の詳細	Rabbit polyclonal to DYNC2H1
由来種	Rabbit
アプリケーション	適用あり: ICC/IF, IHC-P
種交差性	交差種: Human
免疫原	amino acids 3954-4051 (DVFNQRNKKS IFPYSVSLPQ SCSILDYRAV IEKIPEDDKP SFFGLPANIA RSSQRMISQ VISQLRILGR SITAGSKFDR EWSNELSPV LNLWKKLN) of Human DYNC2H1. <div>  Run BLAST with ExPASy  Run BLAST with NCBI </div>
ポジティブ・コントロール	Human small intestine.
特記事項	<p>The Life Science industry has been in the grips of a reproducibility crisis for a number of years. Abcam is leading the way in addressing this with our range of recombinant monoclonal antibodies and knockout edited cell lines for gold-standard validation. Please check that this product meets your needs before purchasing.</p> <p>If you have any questions, special requirements or concerns, please send us an inquiry and/or contact our Support team ahead of purchase. Recommended alternatives for this product can be found below, along with publications, customer reviews and Q&As</p>

製品の特性

製品の状態	Liquid
保存方法	Shipped at 4°C. Upon delivery aliquot and store at -20°C. Avoid repeated freeze / thaw cycles.
バッファー	pH: 7.20 Preservative: 0.02% Sodium azide Constituents: 59% PBS, 40% Glucose
精製度	Immunogen affinity purified
ポリ/モノ	ポリクローナル
アイソタイプ	IgG

アプリケーション

The Abpromise guarantee

Abpromise保証は、次のテスト済みアプリケーションにおけるab122525の使用に適用されます

アプリケーションノートには、推奨の開始希釈率がありますが、適切な希釈率につきましてはご検討ください。

アプリケーション	Abreviews	特記事項
ICC/IF		Use a concentration of 0.25 - 2 µg/ml.
IHC-P		1/50 - 1/200. Perform heat mediated antigen retrieval with citrate buffer pH 6 before commencing with IHC staining protocol.

ターゲット情報

機能

May function as a motor for intraflagellar retrograde transport. Functions in cilia biogenesis. May play a role in transport between endoplasmic reticulum and Golgi or organization of the Golgi in cells.

関連疾患

Defects in DYNC2H1 are the cause of asphyxiating thoracic dystrophy type 3 (ATD3) [MIM:613091]. ATD3 is an autosomal recessive osteochondrodysplasia which often leads to death in infancy because of a severely constricted thoracic cage and respiratory insufficiency. Defects in DYNC2H1 are the cause of short rib-polydactyly syndrome type 3 (SRPS3) [MIM:263510]; also called Verma-Naumoff syndrome. A lethal skeletal dysplasia characterized by markedly short ribs, short limbs, polydactyly, narrow thorax, and multiple anomalies of major organs, including heart, intestines, genitalia, kidney, liver, and pancreas.

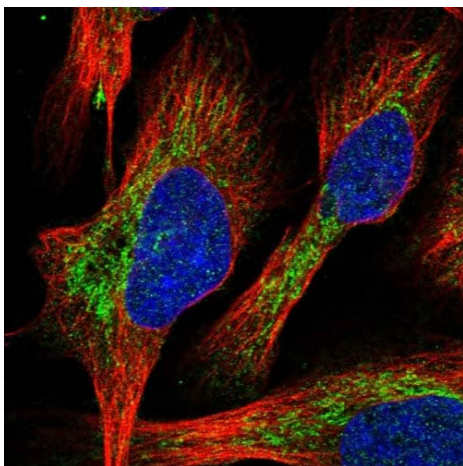
配列類似性

Belongs to the dynein heavy chain family.

細胞内局在

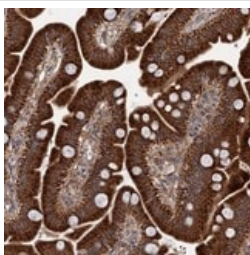
Cytoplasm > cytoskeleton > cilium axoneme. Cell membrane. Cytoplasm. Localizes to the apical cytoplasm (By similarity). According to PubMed:8666668, it localizes to Golgi apparatus, cytoplasmic vesicle and endoplasmic reticulum.

画像



Immunofluorescent staining of Human cell line U-2 OS shows positivity in mitochondria. Recommended concentration of ab122525 1-4 µg/ml. Cells treated with PFA/Triton X-100.

Immunocytochemistry/ Immunofluorescence - Anti-DYNC2H1 antibody (ab122525)



ab122525, at a 1/100 dilution, staining DYNC2H1 in paraffin embedded Human small intestine tissue by Immunohistochemistry.

Immunohistochemistry (Formalin/PFA-fixed paraffin-embedded sections) - Anti-DYNC2H1 antibody (ab122525)

Please note: All products are "FOR RESEARCH USE ONLY. NOT FOR USE IN DIAGNOSTIC PROCEDURES"

Our Abpromise to you: Quality guaranteed and expert technical support

- Replacement or refund for products not performing as stated on the datasheet
- Valid for 12 months from date of delivery
- Response to your inquiry within 24 hours
- We provide support in Chinese, English, French, German, Japanese and Spanish
- Extensive multi-media technical resources to help you
- We investigate all quality concerns to ensure our products perform to the highest standards

If the product does not perform as described on this datasheet, we will offer a refund or replacement. For full details of the Abpromise, please visit <https://www.abcam.co.jp/abpromise> or contact our technical team.

Terms and conditions

- Guarantee only valid for products bought direct from Abcam or one of our authorized distributors