

### Anti-Dynamin 1 antibody [EP801Y] ab52611

KO 評価済 リコンビナント RabMAb

13 References 画像数 8

#### 製品の概要

製品名	Anti-Dynamin 1 antibody [EP801Y]
製品の詳細	Rabbit monoclonal [EP801Y] to Dynamin 1
由来種	Rabbit
アプリケーション	<b>適用あり:</b> WB, IHC-P <b>適用なし:</b> ICC/IF
種交差性	<b>交差種:</b> Mouse, Rat, Human
免疫原	Synthetic peptide within Human Dynamin 1 aa 800-900 (C terminal). The exact sequence is proprietary.
ポジティブ・コントロール	U-2 OS and 3T3 cell lysate, human brain tissue.
特記事項	This product is a recombinant monoclonal antibody, which offers several advantages including: <ul style="list-style-type: none"> <li>- High batch-to-batch consistency and reproducibility</li> <li>- Improved sensitivity and specificity</li> <li>- Long-term security of supply</li> <li>- Animal-free production</li> </ul> For more information <a href="#">see here</a> . Our RabMAb <sup>®</sup> technology is a patented hybridoma-based technology for making rabbit monoclonal antibodies. For details on our patents, please refer to <a href="#">RabMAb<sup>®</sup> patents</a> .

#### 製品の特性

製品の状態	Liquid
保存方法	Shipped at 4°C. Store at +4°C short term (1-2 weeks). Upon delivery aliquot. Store at -20°C. Stable for 12 months at -20°C.
バッファー	pH: 7.20 Preservative: 0.01% Sodium azide Constituents: 59% PBS, 40% Glycerol (glycerin, glycerine), 0.05% BSA
精製度	Protein A purified
ポリ/モノ	モノクローナル
クローン名	EP801Y

## アプリケーション

### The Abpromise guarantee

**Abpromise保証は、**次のテスト済みアプリケーションにおけるab52611の使用に適用されます

アプリケーションノートには、推奨の開始希釈率がありますが、適切な希釈率につきましてはご検討ください。

アプリケーション	Abreviews	特記事項
WB		1/2000. Predicted molecular weight: 97 kDa.
IHC-P		1/50. Perform heat mediated antigen retrieval with Tris/EDTA buffer pH 9.0 before commencing with IHC staining protocol.

### 追加情報

Is unsuitable for ICC/IF.

## ターゲット情報

### 機能

Microtubule-associated force-producing protein involved in producing microtubule bundles and able to bind and hydrolyze GTP. Most probably involved in vesicular trafficking processes. Involved in receptor-mediated endocytosis.

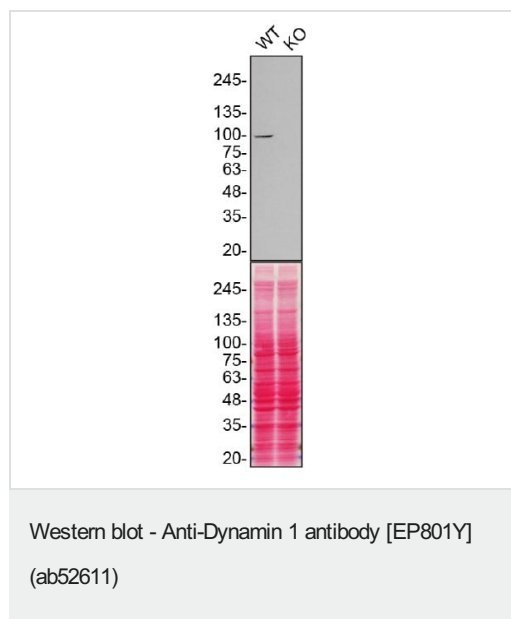
### 配列類似性

Belongs to the dynamin family.  
Contains 1 GED domain.  
Contains 1 PH domain.

### 細胞内局在

Cytoplasm. Cytoplasm > cytoskeleton. Microtubule-associated.

## 画像



**All lanes :** Anti-Dynamin 1 antibody [EP801Y] (ab52611) at 1/1000 dilution

**Lane 1 :** Wild-type U-2 OS cell lysate

**Lane 2 :** DNM1 knockout U-2 OS cell lysate

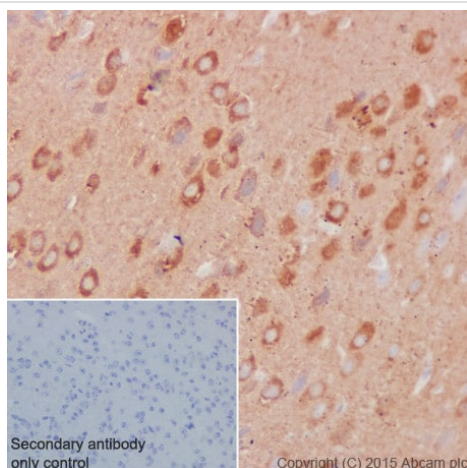
Lysates/proteins at 20 µg per lane.

Performed under reducing conditions.

**Predicted band size:** 97 kDa

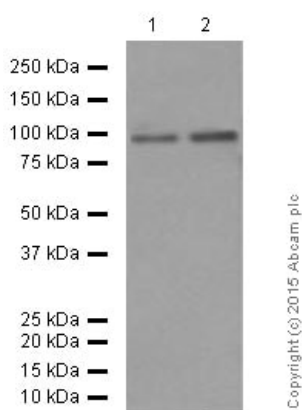
ab52611 was shown to react with DNM1 in wild-type U-2 OS cells in Western blot with loss of signal observed in a DNM1 knockout cell line. Wild-type U-2 OS and DNM1 knockout cell lysates were

subjected to SDS-PAGE. Membranes were blocked in 5% milk in TBST for 1 hr before incubation with ab52611 overnight at 4 °C at a 1/1000 dilution. Blots were incubated with goat anti-rabbit HRP secondary antibodies at 0.2ug/mL before imaging. These data were provided by YCharOS Inc., an open science company with the mission of characterizing commercially available antibody reagents for all human proteins. Abcam and YCharOS are working together to help address the reproducibility crisis by enabling the life science community to better evaluate commercially available antibodies.



Immunohistochemistry (Formalin/PFA-fixed paraffin-embedded sections) - Anti-Dynamin 1 antibody [EP801Y] (ab52611)

Immunohistochemical staining of paraffin embedded mouse cerebral cortex with purified ab52611 at a working dilution of 1/50. The secondary antibody used is HRP goat anti-rabbit IgG H&L ([ab97051](#)) at 1/500. The sample is counter-stained with hematoxylin. Antigen retrieval was performed using Tris-EDTA buffer, pH 9.0. PBS was used instead of the primary antibody as the negative control, and is shown in the inset.



Western blot - Anti-Dynamin 1 antibody [EP801Y] (ab52611)

**All lanes :** Anti-Dynamin 1 antibody [EP801Y] (ab52611) at 1/2000 dilution (purified)

**Lane 1 :** C6 cell lysate

**Lane 2 :** NIH/3T3 cell lysate

Lysates/proteins at 20 µg per lane.

#### Secondary

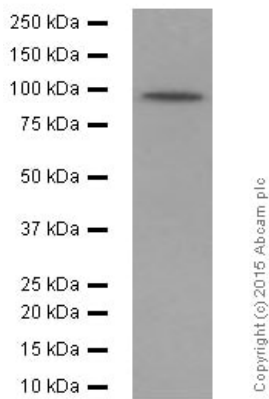
**All lanes :** HRP goat anti-rabbit IgG (H+L) at 1/1000 dilution

**Predicted band size:** 97 kDa

**Observed band size:** 97 kDa

Blocking buffer: 5% NFDM/TBST

Dilution buffer: 5% NFDM/TBST



Western blot - Anti-Dynamin 1 antibody [EP801Y]  
(ab52611)

Anti-Dynamin 1 antibody [EP801Y] (ab52611) at 1/10000 dilution  
(purified) + SH-SY5Y cell lysate at 10 µg

### Secondary

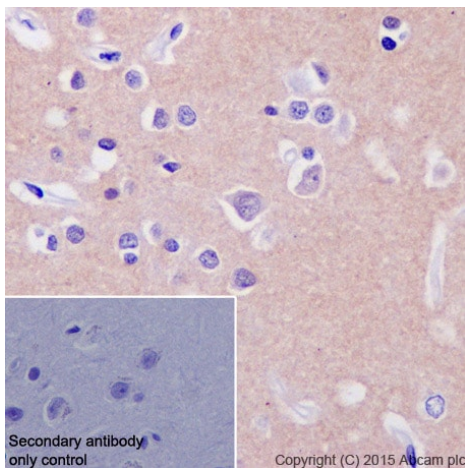
HRP goat anti-rabbit IgG (H+L) at 1/50000 dilution

**Predicted band size:** 97 kDa

**Observed band size:** 97 kDa


Blocking buffer: 5% NFDM/TBST

Dilution buffer: 5% NFDM/TBST



Immunohistochemistry (Formalin/PFA-fixed paraffin-  
embedded sections) - Anti-Dynamin 1 antibody  
[EP801Y] (ab52611)

Immunohistochemical staining of paraffin embedded human  
cerebral cortex with purified ab52611 at a working dilution of 1/50.  
The secondary antibody used is HRP goat anti-rabbit IgG H&L  
([ab97051](#)) at 1/500. The sample is counter-stained with  
hematoxylin. Antigen retrieval was performed using Tris-EDTA  
buffer, pH 9.0. PBS was used instead of the primary antibody as the  
negative control, and is shown in the inset.



Western blot - Anti-Dynamin 1 antibody [EP801Y] (ab52611)

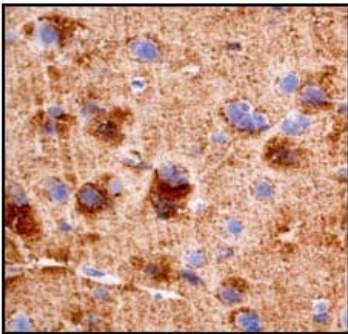
Anti-Dynamin 1 antibody [EP801Y] (ab52611) at 1/2000 dilution (unpurified) + 3T3 cell lysate at 10 µg

#### Secondary

Goat anti-rabbit HRP antibody at 1/2000 dilution

**Predicted band size:** 97 kDa

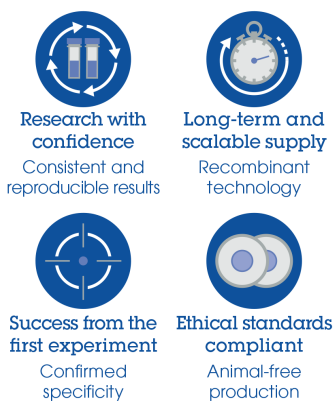
**Observed band size:** 97 kDa



Immunohistochemistry (Formalin/PFA-fixed paraffin-embedded sections) - Anti-Dynamin 1 antibody [EP801Y] (ab52611)

Unpurified ab52611 at 1/100-1/250 dilution staining human brain tissue; paraffin embedded.

#### Why choose a recombinant antibody?



Anti-Dynamin 1 antibody [EP801Y] (ab52611)

**Please note:** All products are "FOR RESEARCH USE ONLY. NOT FOR USE IN DIAGNOSTIC PROCEDURES"

### **Our Abpromise to you: Quality guaranteed and expert technical support**

---

- Replacement or refund for products not performing as stated on the datasheet
- Valid for 12 months from date of delivery
- Response to your inquiry within 24 hours
  
- We provide support in Chinese, English, French, German, Japanese and Spanish
- Extensive multi-media technical resources to help you
- We investigate all quality concerns to ensure our products perform to the highest standards

If the product does not perform as described on this datasheet, we will offer a refund or replacement. For full details of the Abpromise, please visit <https://www.abcam.co.jp/abpromise> or contact our technical team.

### **Terms and conditions**

---

- Guarantee only valid for products bought direct from Abcam or one of our authorized distributors