

Anti-DHHC-15 antibody ab121203

★★★★★ [1 Abreviews](#) [1 References](#) [画像数 3](#)

製品の概要

製品名	Anti-DHHC-15 antibody
製品の詳細	Rabbit polyclonal to DHHC-15
由来種	Rabbit
アプリケーション	適用あり: IHC-P, WB, ICC/IF
種交差性	交差種: Human
免疫原	Recombinant fragment corresponding to Human DHHC-15 aa 238-322 (internal sequence). Sequence: VSRNKTTLEAFCTPVFTSGPEKNGFNLGFIKNIQQVFGDKKK FWLIPIGS SPGDGHSFPMRSMNESQNPLLANEETWEDNEDDNQ Run BLAST with Run BLAST with
ポジティブ・コントロール	Human pancreas tissue; Human liver lysate.
特記事項	<p>The Life Science industry has been in the grips of a reproducibility crisis for a number of years. Abcam is leading the way in addressing this with our range of recombinant monoclonal antibodies and knockout edited cell lines for gold-standard validation. Please check that this product meets your needs before purchasing.</p> <p>If you have any questions, special requirements or concerns, please send us an inquiry and/or contact our Support team ahead of purchase. Recommended alternatives for this product can be found below, along with publications, customer reviews and Q&As</p>

製品の特性

製品の状態	Liquid
保存方法	Shipped at 4°C. Upon delivery aliquot and store at -20°C. Avoid freeze / thaw cycles.
バッファー	pH: 7.20 Preservative: 0.02% Sodium azide Constituents: 59% PBS, 40% Glycerol (glycerin, glycerine)
精製度	Immunogen affinity purified
ポリ/モノ	ポリクローナル
アイソタイプ	IgG

アプリケーション

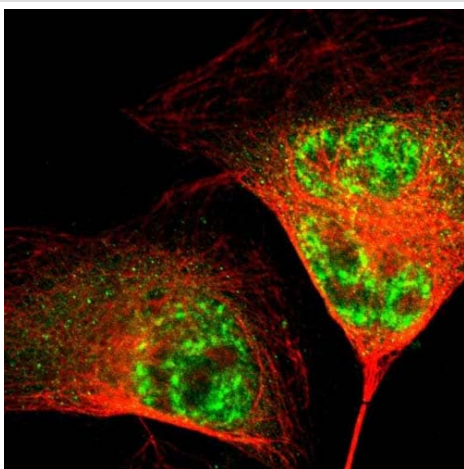
The Abpromise guarantee **Abpromise保証は、**次のテスト済みアプリケーションにおけるab121203の使用に適用されます
アプリケーションノートには、推奨の開始希釈率がありますが、適切な希釈率につきましてはご検討ください。

アプリケーション	Abreviews	特記事項
IHC-P		1/50 - 1/200. Perform heat mediated antigen retrieval with citrate buffer pH 6 before commencing with IHC staining protocol.
WB		1/100 - 1/250.
ICC/IF	★★★★★ (1)	Use a concentration of 0.25 - 2 µg/ml.

ターゲット情報

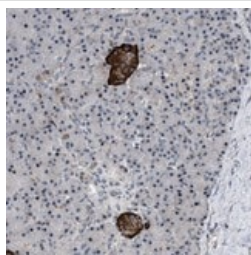
機能	Palmitoyltransferase specific for GAP43 and DLG4/PSD95.
組織特異性	Expressed in placenta, liver, lung, kidney, heart and brain.
関連疾患	Defects in ZDHHC15 are the cause of mental retardation X-linked type 91 (MRX91) [MIM:300577]. Mental retardation is characterized by significantly sub-average general intellectual functioning associated with impairments in adaptive behavior and manifested during the developmental period. Non-syndromic mental retardation patients do not manifest other clinical signs.
配列類似性	Belongs to the DHHC palmitoyltransferase family. Contains 1 DHHC-type zinc finger.
ドメイン	The DHHC domain is required for palmitoyltransferase activity.
翻訳後修飾	Autopalmitoylated.
細胞内局在	Membrane.

画像



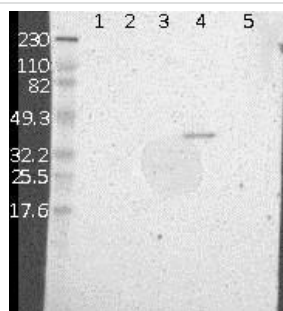
Immunofluorescent staining of Human cell line U-2 OS shows positivity in nucleus but not nucleoli and cytoplasm. Recommended concentration of ab121203 1-4 µg/ml. Cells treated with PFA/Triton X-100.

Immunocytochemistry/ Immunofluorescence - Anti-DHHC-15 antibody (ab121203)



ab121203 at 1/5 dilution staining DHHC-15 in Paraffin-embedded Human Pancreas tissue by Immunohistochemistry.

Immunohistochemistry (Formalin/PFA-fixed paraffin-embedded sections) - Anti-DHHC-15 antibody (ab121203)



All lanes : Anti-DHHC-15 antibody (ab121203) at 1/250 dilution

Lane 1 : RT 4 cell lysate

Lane 2 : U 251 MG cell lysate

Lane 3 : A431 cell lysate

Lane 4 : Human Liver cell lysate

Lane 5 : Human tonsil cell lysate

Western blot - Anti-DHHC-15 antibody (ab121203)

Please note: All products are "FOR RESEARCH USE ONLY. NOT FOR USE IN DIAGNOSTIC PROCEDURES"

Our Abpromise to you: Quality guaranteed and expert technical support

- Replacement or refund for products not performing as stated on the datasheet
- Valid for 12 months from date of delivery
- Response to your inquiry within 24 hours
- We provide support in Chinese, English, French, German, Japanese and Spanish
- Extensive multi-media technical resources to help you
- We investigate all quality concerns to ensure our products perform to the highest standards

If the product does not perform as described on this datasheet, we will offer a refund or replacement. For full details of the Abpromise, please visit <https://www.abcam.co.jp/abpromise> or contact our technical team.

Terms and conditions

- Guarantee only valid for products bought direct from Abcam or one of our authorized distributors