




Anti-DAP12 antibody ab110117

★★★★★ [1 Abreviews](#) [画像数 2](#)

製品の概要

製品名	Anti-DAP12 antibody
製品の詳細	Goat polyclonal to DAP12
由来種	Goat
アプリケーション	適用あり: IHC-P
種交差性	交差種: Human 交差が予測される動物種: Sheep, Dog 
免疫原	Synthetic peptide: KQRITETESPYQE , corresponding to amino acids 81-93 of Human DAP12  Run BLAST with  Run BLAST with
ポジティブ・コントロール	Human Spleen and Human Uterus tissue.
特記事項	<p>The Life Science industry has been in the grips of a reproducibility crisis for a number of years. Abcam is leading the way in addressing this with our range of recombinant monoclonal antibodies and knockout edited cell lines for gold-standard validation. Please check that this product meets your needs before purchasing.</p> <p>If you have any questions, special requirements or concerns, please send us an inquiry and/or contact our Support team ahead of purchase. Recommended alternatives for this product can be found below, along with publications, customer reviews and Q&As</p>

製品の特性

製品の状態	Liquid
保存方法	Shipped at 4°C. Store at +4°C short term (1-2 weeks). Upon delivery aliquot. Store at -20°C long term.
バッファー	pH: 7.30 Preservative: 0.02% Sodium azide Constituents: Tris buffered saline, 0.5% BSA
精製度	Immunogen affinity purified
ポリ/モノ	ポリクローナル
アイソタイプ	IgG

アプリケーション

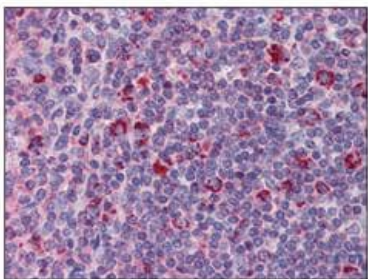
The Abpromise guarantee Abpromise保証は、 次のテスト済みアプリケーションにおけるab110117の使用に適用されます
アプリケーションノートには、推奨の開始希釈率がありますが、適切な希釈率につきましてはご検討ください。

アプリケーション	Abreviews	特記事項
IHC-P		Use a concentration of 3 - 6 µg/ml. Perform heat mediated antigen retrieval with citrate buffer pH 6 before commencing with IHC staining protocol.

ターゲット情報

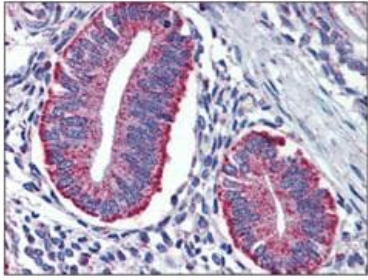
機能	Non-covalently associates with activating receptors of the CD300 family. Cross-linking of CD300-TYROBP complexes results in cellular activation.
組織特異性	Expressed at low levels in the early development of the hematopoietic system and in the promonocytic stage and at high levels in mature monocytes. Expressed in hematological cells and tissues such as peripheral blood leukocytes and spleen. Also found in bone marrow, lymph nodes, placenta, lung and liver. Expressed at lower levels in different parts of the brain especially in the basal ganglia and corpus callosum.
関連疾患	Defects in TYROBP are a cause of polycystic lipomembranous osteodysplasia with sclerosing leukoencephalopathy (PLOS) [MIM:221770]; also called presenile dementia with bone cysts or Nasu-Hakola disease (NHD). PLOS is a recessively inherited disease characterized by a combination of psychotic symptoms rapidly progressing to presenile dementia and bone cysts restricted to wrists and ankles. PLOS has a global distribution, although most of the patients have been diagnosed in Finland and Japan, with an estimated population prevalence of 2x10 ⁻⁶ in the Finns.
配列類似性	Belongs to the TYROBP family.
翻訳後修飾	Tyrosine phosphorylated.
細胞内局在	Membrane.

画像



Immunohistochemistry (Formalin/PFA-fixed paraffin-embedded sections) - Anti-DAP12 antibody (ab110117)

Human Spleen (formalin-fixed, paraffin-embedded) stained with 3 µg/ml ab110117 followed by biotinylated secondary antibody, alkaline phosphatase-streptavidin and chromogen.



Human Uterus (formalin-fixed, paraffin-embedded) stained with 3 µg/ml ab110117 followed by biotinylated secondary antibody, alkaline phosphatase-streptavidin and chromogen.

Immunohistochemistry (Formalin/PFA-fixed paraffin-embedded sections) - Anti-DAP12 antibody (ab110117)

Please note: All products are "FOR RESEARCH USE ONLY. NOT FOR USE IN DIAGNOSTIC PROCEDURES"

Our Abpromise to you: Quality guaranteed and expert technical support

- Replacement or refund for products not performing as stated on the datasheet
- Valid for 12 months from date of delivery
- Response to your inquiry within 24 hours
- We provide support in Chinese, English, French, German, Japanese and Spanish
- Extensive multi-media technical resources to help you
- We investigate all quality concerns to ensure our products perform to the highest standards

If the product does not perform as described on this datasheet, we will offer a refund or replacement. For full details of the Abpromise, please visit <https://www.abcam.co.jp/abpromise> or contact our technical team.

Terms and conditions

- Guarantee only valid for products bought direct from Abcam or one of our authorized distributors