

Anti-Cytochrome P450 Reductase antibody ab89622

1 Abreviews **画像数 3**

製品の概要

製品名	Anti-Cytochrome P450 Reductase antibody
製品の詳細	Mouse polyclonal to Cytochrome P450 Reductase
由来種	Mouse
アプリケーション	適用あり: WB, ICC/IF
種交差性	交差種: Human
免疫原	Recombinant full length protein within Human Cytochrome P450 Reductase. The exact immunogen sequence used to generate this antibody is proprietary information. If additional detail on the immunogen is needed to determine the suitability of the antibody for your needs, please contact our Scientific Support team to discuss your requirements.
ポジティブ・コントロール	WB: liver lysate. ICC/IF: HeLa cells.
特記事項	<p>The Life Science industry has been in the grips of a reproducibility crisis for a number of years. Abcam is leading the way in addressing this with our range of recombinant monoclonal antibodies and knockout edited cell lines for gold-standard validation. Please check that this product meets your needs before purchasing.</p> <p>If you have any questions, special requirements or concerns, please send us an inquiry and/or contact our Support team ahead of purchase. Recommended alternatives for this product can be found below, along with publications, customer reviews and Q&As</p>

製品の特性

製品の状態	Liquid
保存方法	Shipped at 4°C. Upon delivery aliquot and store at -20°C or -80°C. Avoid repeated freeze / thaw cycles.
バッファー	pH: 7.40 Constituent: 100% PBS
精製度	Protein A purified
ポリ/モノ	ポリクローナル
アイソタイプ	IgG

アプリケーション

The Abpromise guarantee

Abpromise保証は、次のテスト済みアプリケーションにおけるab89622の使用に適用されます

アプリケーションノートには、推奨の開始希釈率がありますが、適切な希釈率につきましてはご検討ください。

アプリケーション	Abreviews	特記事項
WB		Use a concentration of 1 µg/ml. Predicted molecular weight: 77 kDa.
ICC/IF		Use a concentration of 10 µg/ml.

ターゲット情報

機能

This enzyme is required for electron transfer from NADP to cytochrome P450 in microsomes. It can also provide electron transfer to heme oxygenase and cytochrome B5.

関連疾患

Defects in POR are the cause of adrenal hyperplasia variant type (AHV) [MIM:201750]; also known as Antley-Bixler syndrome-like phenotype with disordered steroidogenesis. AHV is a rare variant of congenital adrenal hyperplasia. It is an autosomal recessive disorder with apparent combined P450C17 and P450C21 deficiency. Affected girls are born with ambiguous genitalia, but their circulating androgens are low and virilization does not progress. Conversely, affected boys are sometimes born undermasculinized. Boys and girls can also present with bone malformations, in some cases resembling the pattern seen in patients with Antley-Bixler syndrome.

Defects in POR are a cause of isolated disordered steroidogenesis (IDS) [MIM:201750].

配列類似性

In the C-terminal section; belongs to the flavoprotein pyridine nucleotide cytochrome reductase family.


Contains 1 FAD-binding FR-type domain.

Contains 1 flavodoxin-like domain.

細胞内局在

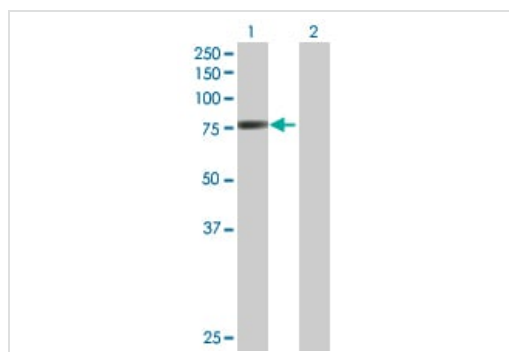
Endoplasmic reticulum membrane. Anchored to the ER membrane by its N-terminal hydrophobic region.

画像



Anti-Cytochrome P450 Reductase antibody (ab89622) at 1 µg/ml +
Human liver lysate at 50 µg

Predicted band size: 77 kDa



Western blot - Anti-Cytochrome P450 Reductase antibody (ab89622)

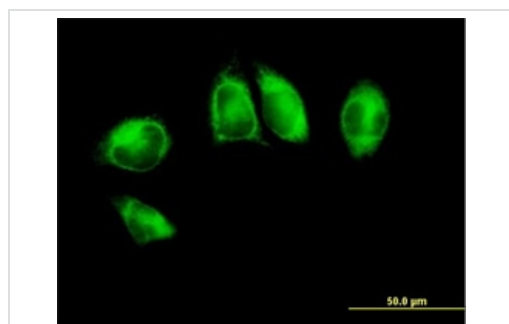
All lanes : Anti-Cytochrome P450 Reductase antibody (ab89622) at 1 µg/ml

Lane 1 : Cytochrome P450 Reductase transfected 293T cell lysate

Lane 2 : Untransfected lysate

Lysates/proteins at 25 µg per lane.

Predicted band size: 77 kDa



Immunocytochemistry/ Immunofluorescence - Anti-Cytochrome P450 Reductase antibody (ab89622)

Immunofluorescence analysis of Cytochrome P450 Reductase expression in PFA-fixed HeLa cells using ab89622 at 10 µg/ml.

Please note: All products are "FOR RESEARCH USE ONLY. NOT FOR USE IN DIAGNOSTIC PROCEDURES"

Our Abpromise to you: Quality guaranteed and expert technical support

- Replacement or refund for products not performing as stated on the datasheet
- Valid for 12 months from date of delivery
- Response to your inquiry within 24 hours
- We provide support in Chinese, English, French, German, Japanese and Spanish
- Extensive multi-media technical resources to help you
- We investigate all quality concerns to ensure our products perform to the highest standards

If the product does not perform as described on this datasheet, we will offer a refund or replacement. For full details of the Abpromise, please visit <https://www.abcam.co.jp/abpromise> or contact our technical team.

Terms and conditions

- Guarantee only valid for products bought direct from Abcam or one of our authorized distributors