


Anti-CSNK2A1 antibody ab10466

★★★★★ [5 Abreviews](#) [11 References](#) [画像数 4](#)

製品の概要

| | |
|----------|---|
| 製品名 | Anti-CSNK2A1 antibody |
| 製品の詳細 | Rabbit polyclonal to CSNK2A1 |
| 由来種 | Rabbit |
| 特異性 | Reacts with alpha subunit. |
| アプリケーション | 適用あり: WB |
| 種交差性 | 交差種: Human 交差が予測される動物種: Mouse, Rat, Rabbit, Horse, Chicken, Guinea pig, Cow, Dog, Turkey, Pig, Xenopus laevis, Chimpanzee, Rhesus monkey, Gorilla, Orangutan, Xenopus tropicalis  |
| 免疫原 | Synthetic peptide corresponding to Human CSNK2A1 aa 1-100. Database link: 1457 |
| 特記事項 | <p>The Life Science industry has been in the grips of a reproducibility crisis for a number of years. Abcam is leading the way in addressing this with our range of recombinant monoclonal antibodies and knockout edited cell lines for gold-standard validation. Please check that this product meets your needs before purchasing.</p> <p>If you have any questions, special requirements or concerns, please send us an inquiry and/or contact our Support team ahead of purchase. Recommended alternatives for this product can be found below, along with publications, customer reviews and Q&As</p> |

製品の特性

| | |
|----------|--|
| 製品の状態 | Liquid |
| 保存方法 | Shipped at 4°C. Upon delivery aliquot and store at -20°C. Avoid freeze / thaw cycles. |
| バッファー | pH: 7 Preservative: 0.1% Sodium azide Constituents: 0.021% PBS, 1.764% Sodium citrate, 1.815% Tris |
| 精製度 | Immunogen affinity purified |
| 特記事項(精製) | Antibodies were affinity purified using the peptide immobilized on solid support. |
| ポリモノ | ポリクローナル |
| アイソタイプ | IgG |

アプリケーション

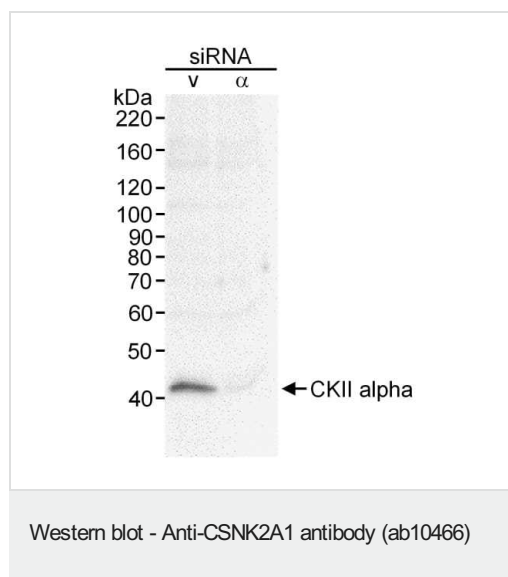
The Abpromise guarantee Abpromise保証は、次のテスト済みアプリケーションにおけるab10466の使用に適用されます
アプリケーションノートには、推奨の開始希釈率がありますが、適切な希釈率につきましてはご検討ください。

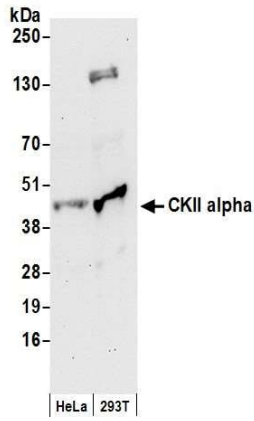
| アプリケーション | Abreviews | 特記事項 |
|----------|-----------|---|
| WB | ★★★★★ (3) | 1/1000 - 1/5000. Detects a band of approximately 42 kDa (predicted molecular weight: 45 kDa). |

ターゲット情報

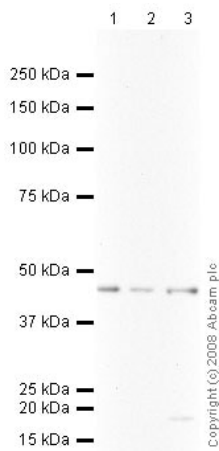
| | |
|--------------|--|
| 機能 | Casein kinases are operationally defined by their preferential utilization of acidic proteins such as caseins as substrates. The alpha and alpha' chains contain the catalytic site. Participates in Wnt signaling. CK2 phosphorylates 'Ser-392' of p53/TP53 following UV irradiation. |
| 配列類似性 | Belongs to the protein kinase superfamily. Ser/Thr protein kinase family. CK2 subfamily. Contains 1 protein kinase domain. |

画像





Western blot - Anti-CSNK2A1 antibody (ab10466)



Western blot - Anti-CSNK2A1 antibody (ab10466)

All lanes : Anti-CSNK2A1 antibody (ab10466) at 1/2500 dilution

Lane 1 : Y79 (Human retinoblastoma cell line) Whole Cell Lysate

Lane 2 : Jurkat (Human T cell lymphoblast-like cell line) Whole Cell Lysate

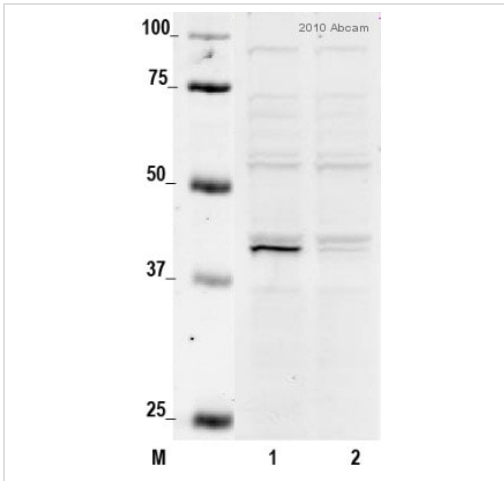
Lane 3 : HepG2 (Human hepatocellular liver carcinoma cell line) Whole Cell Lysate

Lysates/proteins at 10 µg per lane.

Secondary

All lanes : Goat polyclonal to Rabbit IgG - H&L - Pre-Adsorbed (HRP) at 1/3000 dilution

Predicted band size: 45 kDa



Western blot - Anti-CSNK2A1 antibody (ab10466)

This image is courtesy of an Abreview submitted by Svetlana Khoronenkova

All lanes : Anti-CSNK2A1 antibody (ab10466) at 1/5000 dilution (LI-COR Blocker (1:1) in PBS + 0.1% Tween for 3 hours)

Lane 1 : Whole cell lysate of HeLa cells

Lane 2 : siRNA to CK2 alpha in HeLa cell lysate

Lysates/proteins at 30 µg per lane.

Secondary

All lanes : An Alexa Fluor[®]680-conjugated Goat anti-rabbit polyclonal at 1/10000 dilution

Predicted band size: 45 kDa

Observed band size: 42 kDa

Blocking Step: 50% LI-COR[®] Odyssey[®] Blocking Buffer for 45 minutes at room temperature.

All non-specific bands were very weak.

Please note: All products are "FOR RESEARCH USE ONLY. NOT FOR USE IN DIAGNOSTIC PROCEDURES"

Our Abpromise to you: Quality guaranteed and expert technical support

- Replacement or refund for products not performing as stated on the datasheet
- Valid for 12 months from date of delivery
- Response to your inquiry within 24 hours
- We provide support in Chinese, English, French, German, Japanese and Spanish
- Extensive multi-media technical resources to help you
- We investigate all quality concerns to ensure our products perform to the highest standards

If the product does not perform as described on this datasheet, we will offer a refund or replacement. For full details of the Abpromise, please visit <https://www.abcam.co.jp/abpromise> or contact our technical team.

Terms and conditions

- Guarantee only valid for products bought direct from Abcam or one of our authorized distributors