

Anti-Collagen IV antibody [1043] ab86042

9 References [画像数 3](#)

製品の概要

製品名	Anti-Collagen IV antibody [1043]
製品の詳細	Mouse monoclonal [1043] to Collagen IV
由来種	Mouse
アプリケーション	適用あり: IHC-P, IHC-Fr
種交差性	交差種: Human 非交差種: Rat, Rabbit, Cow, Pig
免疫原	Full length native protein (purified) corresponding to Human Collagen IV. fusion of Sp 2/0 mouse myeloma cells with spleen cells from a BABL/c mouse immunized with purified human type IV collagen. The immunogen has been isolated from human placenta.
特記事項	<p>In IHC, recognizes the extracellular – basement membranes.</p> <p>We are constantly working hard to ensure we provide our customers with best in class antibodies. As a result, we are pleased to offer this antibody in a purified format as of 27th October 2017. The following lots are still unpurified and still in stock as of 27th October 2017- GR275641-7, GR275641-13, and GR275641-14. Lot numbers other than GR275641-7, GR275641-13, and GR275641-14 will be purified. Please note that the dilutions may need to be adjusted accordingly. Purified antibodies have the advantage of being enriched for the fraction of immunoglobulin that specifically reacts with the target antigen and for having a reduction of serum proteins.</p> <p>The Life Science industry has been in the grips of a reproducibility crisis for a number of years. Abcam is leading the way in addressing this with our range of recombinant monoclonal antibodies and knockout edited cell lines for gold-standard validation. Please check that this product meets your needs before purchasing.</p> <p>If you have any questions, special requirements or concerns, please send us an inquiry and/or contact our Support team ahead of purchase. Recommended alternatives for this product can be found below, along with publications, customer reviews and Q&As</p>

製品の特性

製品の状態	Liquid
保存方法	Shipped at 4°C. Upon delivery aliquot and store at -20°C. Avoid repeated freeze / thaw cycles.
バッファー	Preservative: 0.09% Sodium azide Constituent: PBS

精製度	Affinity purified
特記事項(精製)	From tissue culture supernatant
一次抗体 備考	In IHC, recognizes the extracellular – basement membranes.
ポリ/モノ	モノクローナル
クローン名	1043
ミエローマ	Sp2/0
アイソタイプ	IgG1

アプリケーション

The Abpromise guarantee Abpromise保証は、次のテスト済みアプリケーションにおけるab86042の使用に適用されます
 アプリケーションノートには、推奨の開始希釈率がありますが、適切な希釈率につきましてはご検討ください。

アプリケーション	Abreviews	特記事項
IHC-P		1/50 - 1/100. Perform enzymatic antigen retrieval before commencing with IHC staining protocol.
IHC-Fr		1/50 - 1/100.

ターゲット情報

機能	Type IV collagen is the major structural component of glomerular basement membranes (GBM), forming a 'chicken-wire' meshwork together with laminins, proteoglycans and entactin/nidogen. Arresten, comprising the C-terminal NC1 domain, inhibits angiogenesis and tumor formation. The C-terminal half is found to possess the anti-angiogenic activity. Specifically inhibits endothelial cell proliferation, migration and tube formation. Inhibits expression of hypoxia-inducible factor 1alpha and ERK1/2 and p38 MAPK activation. Ligand for alpha1/beta1 integrin.
組織特異性	Highly expressed in placenta.
関連疾患	Defects in COL4A1 are a cause of brain small vessel disease with hemorrhage (BSVDH) [MIM:607595]. Brain small vessel diseases underlie 20 to 30 percent of ischemic strokes and a larger proportion of intracerebral hemorrhages. Inheritance is autosomal dominant. Defects in COL4A1 are the cause of hereditary angiopathy with nephropathy aneurysms and muscle cramps (HANAC) [MIM:611773]. The clinical renal manifestations include hematuria and bilateral large cysts. Histologic analysis revealed complex basement membrane defects in kidney and skin. The systemic angiopathy appears to affect both small vessels and large arteries. Defects in COL4A1 are a cause of porencephaly familial (PCEPH) [MIM:175780]. Porencephaly is a term used for any cavitation or cerebrospinal fluid-filled cyst in the brain. Porencephaly type 1 is usually unilateral and results from focal destructive lesions such as fetal vascular occlusion or birth trauma. Type 2, or schizencephalic porencephaly, is usually symmetric and represents a primary defect or arrest in the development of the cerebral ventricles.
配列類似性	Belongs to the type IV collagen family. Contains 1 collagen IV NC1 (C-terminal non-collagenous) domain.
ドメイン	Alpha chains of type IV collagen have a non-collagenous domain (NC1) at their C-terminus, frequent interruptions of the G-X-Y repeats in the long central triple-helical domain (which may cause flexibility in the triple helix), and a short N-terminal triple-helical 7S domain.

翻訳後修飾

Lysines at the third position of the tripeptide repeating unit (G-X-Y) are hydroxylated in all cases and bind carbohydrates.

Prolines at the third position of the tripeptide repeating unit (G-X-Y) are hydroxylated in some or all of the chains.

Type IV collagens contain numerous cysteine residues which are involved in inter- and intramolecular disulfide bonding. 12 of these, located in the NC1 domain, are conserved in all known type IV collagens.

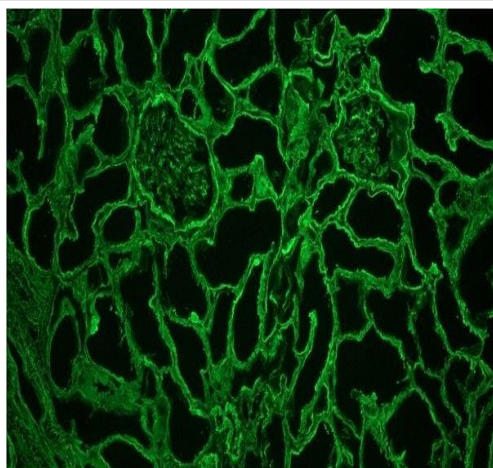
The trimeric structure of the NC1 domains is stabilized by covalent bonds between Lys and Met residues.

Proteolytic processing produces the C-terminal NC1 peptide, arresten.

細胞内局在

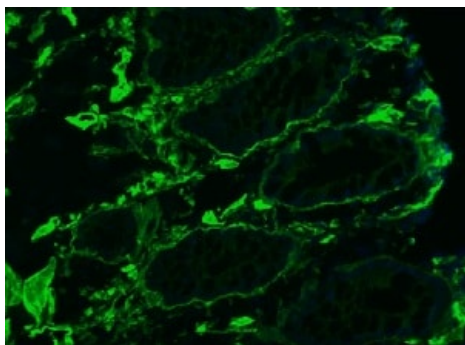
Secreted > extracellular space > extracellular matrix > basement membrane.

画像



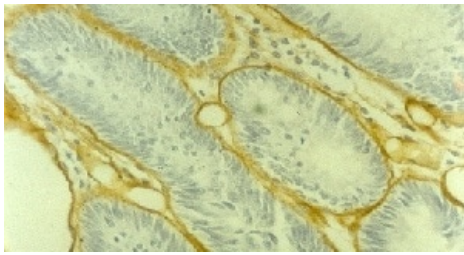
Immunohistochemistry (Frozen sections) - Anti-Collagen IV antibody [1043] (ab86042)

ab86042 (TCS version) staining Collagen IV in Human kidney tissue sections by Immunohistochemistry (IHC-Fr - frozen sections).



Immunohistochemistry (Frozen sections) - Anti-Collagen IV antibody [1043] (ab86042)

Immunohistochemistry on frozen section of Human colon with ab86042 (TCS version).



Immunohistochemistry on paraffin section of Human skin

Immunohistochemistry (Formalin/PFA-fixed paraffin-embedded sections) - Anti-Collagen IV antibody
[1043] (ab86042)

Please note: All products are "FOR RESEARCH USE ONLY. NOT FOR USE IN DIAGNOSTIC PROCEDURES"

Our Abpromise to you: Quality guaranteed and expert technical support

- Replacement or refund for products not performing as stated on the datasheet
- Valid for 12 months from date of delivery
- Response to your inquiry within 24 hours
- We provide support in Chinese, English, French, German, Japanese and Spanish
- Extensive multi-media technical resources to help you
- We investigate all quality concerns to ensure our products perform to the highest standards

If the product does not perform as described on this datasheet, we will offer a refund or replacement. For full details of the Abpromise, please visit <https://www.abcam.co.jp/abpromise> or contact our technical team.

Terms and conditions

- Guarantee only valid for products bought direct from Abcam or one of our authorized distributors