


### Anti-COL1A2 antibody ab96723

★★★★☆ **4 Abreviews**   **46 References**   画像数 **2**

#### 製品の概要

製品名	Anti-COL1A2 antibody
製品の詳細	Rabbit polyclonal to COL1A2
由来種	Rabbit
アプリケーション	<b>適用あり:</b> WB, ICC/IF
種交差性	<b>交差種:</b> Human <b>交差が予測される動物種:</b> Mouse, Cow, Dog, Monkey 
免疫原	Recombinant protein fragment corresponding to a region within amino acids 1057 and 1339 of COL1A2 (NP_000080).
ポジティブ・コントロール	WB: 293T and A431 cell lysate ICC/IF: A431 cell
特記事項	<p>The Life Science industry has been in the grips of a reproducibility crisis for a number of years. Abcam is leading the way in addressing this with our range of recombinant monoclonal antibodies and knockout edited cell lines for gold-standard validation. Please check that this product meets your needs before purchasing.</p> <p>If you have any questions, special requirements or concerns, please send us an inquiry and/or contact our Support team ahead of purchase. Recommended alternatives for this product can be found below, along with publications, customer reviews and Q&amp;As</p>

#### 製品の特性

製品の状態	Liquid
保存方法	Shipped at 4°C. Upon delivery aliquot and store at -20°C or -80°C. Avoid repeated freeze / thaw cycles.
バッファー	pH: 7.00 Preservative: 0.025% Proclin 300 Constituents: 78% PBS, 1% BSA, 20% Glycerol (glycerin, glycerine)
精製度	Immunogen affinity purified
ポリ/モノ	ポリクローナル
アイソタイプ	IgG

#### アプリケーション

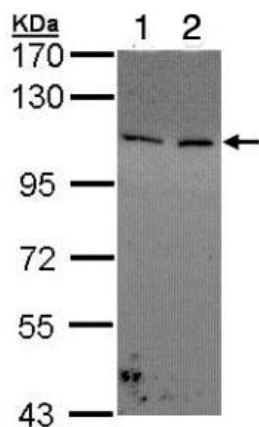
**The Abpromise guarantee**      **Abpromise保証は、**次のテスト済みアプリケーションにおけるab96723の使用に適用されます  
 アプリケーションノートには、推奨の開始希釈率がありますが、適切な希釈率につきましてはご検討ください。

アプリケーション	Abreviews	特記事項
WB	★★★★★ (4)	1/500 - 1/3000. Predicted molecular weight: 129 kDa.
ICC/IF		1/100 - 1/200.

## ターゲット情報

機能	Type I collagen is a member of group I collagen (fibrillar forming collagen).
組織特異性	Forms the fibrils of tendon, ligaments and bones. In bones the fibrils are mineralized with calcium hydroxyapatite.
関連疾患	Ehlers-Danlos syndrome 7B Osteogenesis imperfecta 1 Osteogenesis imperfecta 2 Ehlers-Danlos syndrome, autosomal recessive, cardiac valvular form Osteogenesis imperfecta 3 Osteogenesis imperfecta 4 A chromosomal aberration involving COL1A2 may be a cause of lipoblastomas, which are benign tumors resulting from transformation of adipocytes, usually diagnosed in children. Translocation t(7;8)(p22;q13) with PLAG1.
配列類似性	Belongs to the fibrillar collagen family. Contains 1 fibrillar collagen NC1 domain.
ドメイン	The C-terminal propeptide, also known as COLFI domain, have crucial roles in tissue growth and repair by controlling both the intracellular assembly of procollagen molecules and the extracellular assembly of collagen fibrils. It binds a calcium ion which is essential for its function.
翻訳後修飾	Prolines at the third position of the tripeptide repeating unit (G-X-Y) are hydroxylated in some or all of the chains.
細胞内局在	Secreted > extracellular space > extracellular matrix.

## 画像



Western blot - Anti-COL1A2 antibody (ab96723)

**All lanes :** Anti-COL1A2 antibody (ab96723) at 1/1000 dilution

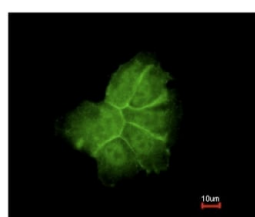
**Lane 1 :** 293T whole cell lysate

**Lane 2 :** A431 whole cell lysate

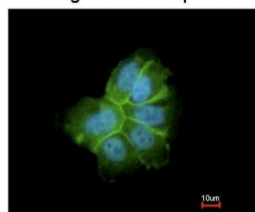
Lysates/proteins at 30 µg per lane.

**Predicted band size:** 129 kDa

7.5% SDS PAGE



Merged with DNA probe



Immunocytochemistry/ Immunofluorescence - Anti-COL1A2 antibody (ab96723)

Immunofluorescence analysis of COL1A2 in paraformaldehyde fixed A431 cell, using ab96723 at a 1/200 dilution.

Lower image: merged with DNA probe.

**Please note:** All products are "FOR RESEARCH USE ONLY. NOT FOR USE IN DIAGNOSTIC PROCEDURES"

**Our Abpromise to you: Quality guaranteed and expert technical support**

- Replacement or refund for products not performing as stated on the datasheet

- Valid for 12 months from date of delivery
- Response to your inquiry within 24 hours
- We provide support in Chinese, English, French, German, Japanese and Spanish
- Extensive multi-media technical resources to help you
- We investigate all quality concerns to ensure our products perform to the highest standards

If the product does not perform as described on this datasheet, we will offer a refund or replacement. For full details of the Abpromise, please visit <https://www.abcam.co.jp/abpromise> or contact our technical team.

#### **Terms and conditions**

---

- Guarantee only valid for products bought direct from Abcam or one of our authorized distributors