


Anti-CoCoA antibody ab70564

2 References [画像数 2](#)

製品の概要

製品名	Anti-CoCoA antibody
製品の詳細	Rabbit polyclonal to CoCoA
由来種	Rabbit
アプリケーション	適用あり: WB, IP
種交差性	交差種: Mouse, Human 交差が予測される動物種: Rat, Rabbit, Horse, Guinea pig, Dog, Chimpanzee, Rhesus monkey, Gorilla, Chinese hamster, Orangutan, Elephant 
免疫原	Synthetic peptide corresponding to Human CoCoA (C terminal). Synthetic peptide corresponding to a region between residue 650 and the C terminus (residue 691) of human CoCoA (NP_065949.1) Database link: Q9P1Z2
ポジティブ・コントロール	Whole cell lysate from: HeLa, 293T, NIH3T3, Ramos and MCF7 cells.
特記事項	<p>The Life Science industry has been in the grips of a reproducibility crisis for a number of years. Abcam is leading the way in addressing this with our range of recombinant monoclonal antibodies and knockout edited cell lines for gold-standard validation. Please check that this product meets your needs before purchasing.</p> <p>If you have any questions, special requirements or concerns, please send us an inquiry and/or contact our Support team ahead of purchase. Recommended alternatives for this product can be found below, along with publications, customer reviews and Q&As</p>

製品の特性

製品の状態	Liquid
保存方法	Shipped at 4°C. Upon delivery aliquot and store at -20°C. Avoid freeze / thaw cycles.
バッファー	pH: 7 Preservative: 0.09% Sodium azide Constituents: 1.815% Tris, 1.764% Sodium citrate, 0.021% PBS
精製度	Immunogen affinity purified
特記事項 (精製)	ab70564 was affinity purified using an epitope specific to CoCoA immobilized on solid support.
ポリ/モノ	ポリクローナル

アイソタイプ

IgG

アプリケーション

The Abpromise guarantee

Abpromise保証は、次のテスト済みアプリケーションにおけるab70564の使用に適用されます

アプリケーションノートには、推奨の開始希釈率がありますが、適切な希釈率につきましてはご確認ください。

アプリケーション	Abreviews	特記事項
WB		1/1000 - 1/5000. Detects a band of approximately 90 kDa (predicted molecular weight: 77 kDa).
IP		Use at 2-5 µg/mg of lysate.

ターゲット情報

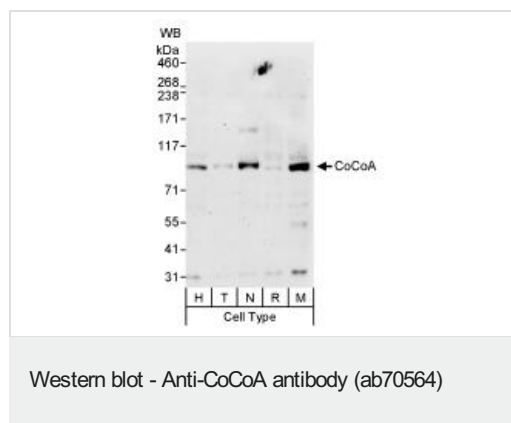
関連性

Functions as a coactivator for aryl hydrocarbon and nuclear receptors (NR). Recruited to promoters through its contact with the N terminal basic helix-loop-helix-Per-Arnt-Sim (PAS) domain of transcription factors or coactivators, such as NCOA2. During ER-activation acts synergistically in combination with other NCOA2-binding proteins, such as EP300, CREBBP and CARM1. Involved in the transcriptional activation of target genes in the Wnt/CTNNB1 pathway. Functions as a secondary coactivator in LEF1 mediated transcriptional activation via its interaction with CTNNB1. Coactivator function for nuclear receptors and LEF1/CTNNB1 involves differential utilization of two different activation regions.

細胞内局在

Cytoplasm. Nucleus. Note: shuttles between nucleus and cytoplasm.

画像



All lanes : Anti-CoCoA antibody (ab70564) at 0.4 µg/ml

Lane 1 : HeLa whole cell lysate

Lane 2 : 293T whole cell lysate

Lane 3 : NIH3T3 whole cell lysate

Lane 4 : Ramos whole cell lysate

Lane 5 : MCF7 whole cell lysate

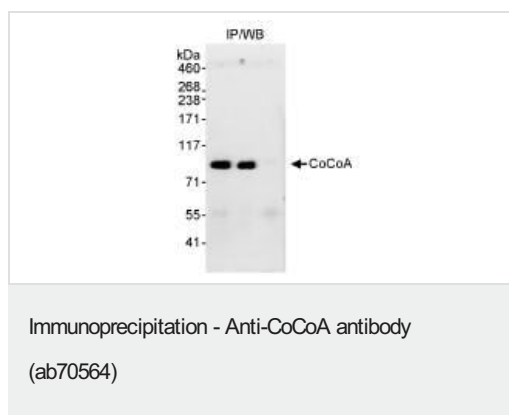
Lysates/proteins at 50 µg per lane.

Developed using the ECL technique.

Predicted band size: 77 kDa

Observed band size: 90 kDa

Exposure time: 3 minutes



Detection of human CoCoA by Immunoprecipitation in whole cell lysate from MCF7 cells (1 mg, 20% of immunoprecipitate loaded/lane), using ab70564 at 3 µg/mg of lysate (lane 2).

CoCoA was also immunoprecipitated using another CoCoA antibody ([ab70563](#)) which recognizes an upstream epitope (lane 1).

Lane 3: Control IgG immunoprecipitate.

Subsequent blotting of immunoprecipitate for the detection of CoCoA was performed using 1 µg/ml of ab70564 and 50 µg of lysate.

Detection was by chemiluminescence with an exposure time of 30 seconds.

Please note: All products are "FOR RESEARCH USE ONLY. NOT FOR USE IN DIAGNOSTIC PROCEDURES"

Our Abpromise to you: Quality guaranteed and expert technical support

- Replacement or refund for products not performing as stated on the datasheet
- Valid for 12 months from date of delivery
- Response to your inquiry within 24 hours
- We provide support in Chinese, English, French, German, Japanese and Spanish
- Extensive multi-media technical resources to help you
- We investigate all quality concerns to ensure our products perform to the highest standards

If the product does not perform as described on this datasheet, we will offer a refund or replacement. For full details of the Abpromise, please visit <https://www.abcam.co.jp/abpromise> or contact our technical team.

Terms and conditions

- Guarantee only valid for products bought direct from Abcam or one of our authorized distributors