


Anti-CKIP-1 antibody ab113663

1 References [画像数 2](#)

製品の概要

製品名	Anti-CKIP-1 antibody
製品の詳細	Rabbit polyclonal to CKIP-1
由来種	Rabbit
アプリケーション	適用あり: WB, IHC-P
種交差性	交差種: Human 交差が予測される動物種: Mouse, Rat 
免疫原	Synthetic peptide corresponding to Human CKIP-1 (C terminal) conjugated to keyhole limpet haemocyanin.
ポジティブ・コントロール	IHC-P: Human brain and cerebellum tissue. WB: Human lung tissue lysate .
特記事項	<p>The Life Science industry has been in the grips of a reproducibility crisis for a number of years. Abcam is leading the way in addressing this with our range of recombinant monoclonal antibodies and knockout edited cell lines for gold-standard validation. Please check that this product meets your needs before purchasing.</p> <p>If you have any questions, special requirements or concerns, please send us an inquiry and/or contact our Support team ahead of purchase. Recommended alternatives for this product can be found below, along with publications, customer reviews and Q&As</p>

製品の特性

製品の状態	Liquid
保存方法	Shipped at 4°C. Store at +4°C short term (1-2 weeks). Store at -20°C or -80°C. Avoid freeze / thaw cycle.
バッファー	pH: 7.4 Preservative: 0.02% Sodium azide Constituent: 99% PBS
精製度	Immunogen affinity purified
ポリ/モノ	ポリクローナル
アイソタイプ	IgG

アプリケーション

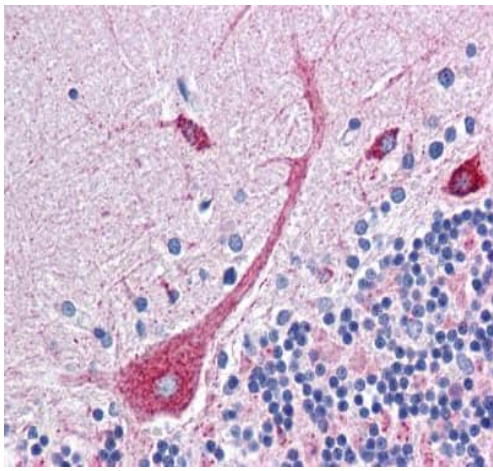
The Abpromise guarantee **Abpromise保証は、次のテスト済みアプリケーションにおけるab113663の使用に適用されます**
 アプリケーションノートには、推奨の開始希釈率がありますが、適切な希釈率につきましてはご検討ください。

アプリケーション	Abreviews	特記事項
WB		Use a concentration of 1 - 2 µg/ml. Predicted molecular weight: 46 kDa.
IHC-P		Use a concentration of 5 µg/ml. Perform heat mediated antigen retrieval with citrate buffer pH 6 before commencing with IHC staining protocol.

ターゲット情報

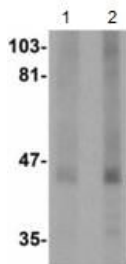
機能	Plays a role in the regulation of the actin cytoskeleton through its interactions with actin capping protein (CP). May function to target CK2 to the plasma membrane thereby serving as an adapter to facilitate the phosphorylation of CP by protein kinase 2 (CK2). Appears to target ATM to the plasma membrane. Appears to also inhibit tumor cell growth by inhibiting AKT-mediated cell-survival. Also implicated in PI3K-regulated muscle differentiation, the regulation of AP-1 activity (plasma membrane bound AP-1 regulator that translocates to the nucleus) and the promotion of apoptosis induced by tumor necrosis factor TNF. When bound to PKB, it inhibits it probably by decreasing PKB level of phosphorylation.
組織特異性	Abundantly expressed in skeletal muscle and heart, moderately in kidney, liver, brain and placenta and sparingly in the pancreas and lung. Easily detectable in cancer cell lines such as MOLT-4, HEK293 and Jurkat cells.
配列類似性	Contains 1 PH domain.
翻訳後修飾	C-terminal fragments could be released during apoptosis via caspase-3-dependent cleavage.
細胞内局在	Cell membrane. Nucleus. Cytoplasm. Predominantly localized to the plasma membrane. In C2C12 cells, with the absence of growth factor, it is found in the nucleus. It rapidly translocates to the plasma membrane after insulin stimulation. In response to TNF, it translocates from the plasma membrane to the cytoplasm and then to the nucleus accompanied by cleavage by caspase-3. However, the subcellular location is highly dependent of the cell type, and this explains why it is found exclusively at the plasma membrane, in some type of cells.

画像



Immunohistochemistry (Formalin/PFA-fixed paraffin-embedded sections) - Anti-CKIP-1 antibody (ab113663)

Immunohistochemistry analysis of formalin-Fixed, paraffin-embedded human brain, cerebellum with ab113663 at 5 µg/ml.



Western blot - Anti-CKIP-1 antibody (ab113663)

Lane 1 : Anti-CKIP-1 antibody (ab113663) at 1 µg/ml

Lane 2 : Anti-CKIP-1 antibody (ab113663) at 2 µg/ml

All lanes : Human lung tissue lysate

Predicted band size: 46 kDa

Please note: All products are "FOR RESEARCH USE ONLY. NOT FOR USE IN DIAGNOSTIC PROCEDURES"

Our Abpromise to you: Quality guaranteed and expert technical support

- Replacement or refund for products not performing as stated on the datasheet
- Valid for 12 months from date of delivery
- Response to your inquiry within 24 hours
- We provide support in Chinese, English, French, German, Japanese and Spanish

- Extensive multi-media technical resources to help you
- We investigate all quality concerns to ensure our products perform to the highest standards

If the product does not perform as described on this datasheet, we will offer a refund or replacement. For full details of the Abpromise, please visit <https://www.abcam.co.jp/abpromise> or contact our technical team.

Terms and conditions

- Guarantee only valid for products bought direct from Abcam or one of our authorized distributors