

Anti-clAP2 antibody ab113237

面格新 /

医薬用外劇物

製品の概要

製品名	Anti-clAP2 antibody
製品の詳細	Rabbit polyclonal to clAP2
由来種	Rabbit
アプリケーション	適用あり: WB, IHC-P
種交差性	交差種: Human
免疫原	Recombinant Human clAP2.
ポジティブ・コントロール	Human spleen, testis and tonsil tissues; 293T, A431, H1299, HeLa, HepG2, MOLT4 whole cell lysates.
特記事項	<p>The Life Science industry has been in the grips of a reproducibility crisis for a number of years. Abcam is leading the way in addressing this with our range of recombinant monoclonal antibodies and knockout edited cell lines for gold-standard validation. Please check that this product meets your needs before purchasing.</p> <p>If you have any questions, special requirements or concerns, please send us an inquiry and/or contact our Support team ahead of purchase. Recommended alternatives for this product can be found below, along with publications, customer reviews and Q&As</p>

製品の特性

製品の状態	Liquid
保存方法	Shipped at 4°C. Upon delivery aliquot and store at -20°C. Avoid freeze / thaw cycles.
バッファー	<p>pH: 7.00</p> <p>Preservative: 0.01% Thimerosal (merthiolate)</p> <p>Constituents: 10% Glycerol (glycerin, glycerine), 89.99% Tris glycine</p>
精製度	Protein A purified
ポリ/モノ	ポリクローナル
アイソタイプ	IgG

アプリケーション

The Abpromise guarantee

Abpromise保証は、次のテスト済みアプリケーションにおけるab113237の使用に適用されます

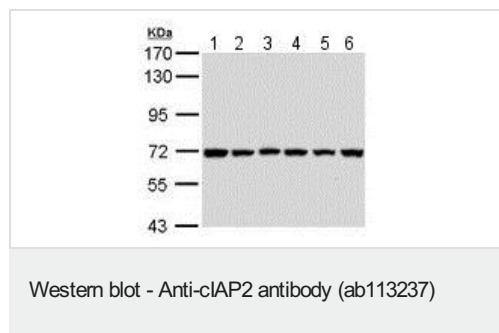
アプリケーションノートには、推奨の開始希釈率がありますが、適切な希釈率につきましてはご検討ください。

アプリケーション	Abreviews	特記事項
WB		1/500 - 1/3000. Predicted molecular weight: 68 kDa.
IHC-P		Use a concentration of 10 µg/ml.

ターゲット情報

機能	Apoptotic suppressor. The BIR motifs region interacts with TNF receptor associated factors 1 and 2 (TRAF1 and TRAF2) to form an heteromeric complex, which is then recruited to the tumor necrosis factor receptor 2 (TNFR2).
組織特異性	Highly expressed in fetal lung, and kidney. In the adult, expression is mainly seen in lymphoid tissues, including spleen, thymus and peripheral blood lymphocytes.
関連疾患	Note=A chromosomal aberration involving BIRC3 is recurrent in low-grade mucosa-associated lymphoid tissue (MALT lymphoma). Translocation t(11;18)(q21;q21) with MALT1. This translocation is found in approximately 50% of cytogenetically abnormal low-grade MALT lymphoma.
配列類似性	Belongs to the IAP family. Contains 3 BIR repeats. Contains 1 CARD domain. Contains 1 RING-type zinc finger.
細胞内局在	Cytoplasm.

画像



All lanes : Anti-clAP2 antibody (ab113237) at 1/1000 dilution

Lane 1 : 293T whole cell lysate

Lane 2 : A431 whole cell lysate

Lane 3 : H1299 whole cell lysate

Lane 4 : HeLa whole cell lysate

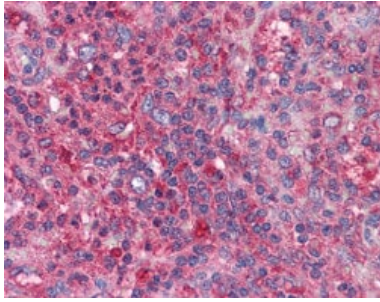
Lane 5 : HepG2 whole cell lysate

Lane 6 : MOLT4 whole cell lysate

Lysates/proteins at 30 µg per lane.

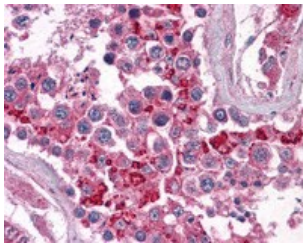
Predicted band size: 68 kDa

7.5% SDS PAGE.



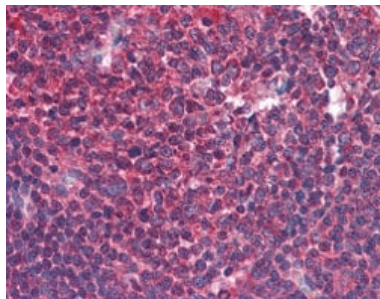
ab113237 at 10ug/ml staining cIAP2 in Formalin-fixed, Paraffin-embedded Human spleen tissue by Immunohistochemistry.

Immunohistochemistry (Formalin/PFA-fixed paraffin-embedded sections) - Anti-cIAP2 antibody (ab113237)



ab113237 at 10ug/ml staining cIAP2 in Formalin-fixed, Paraffin-embedded Human Testis tissue by Immunohistochemistry.

Immunohistochemistry (Formalin/PFA-fixed paraffin-embedded sections) - Anti-cIAP2 antibody (ab113237)



ab113237 at 10ug/ml staining cIAP2 in Formalin-fixed, Paraffin-embedded Human Tonsil tissue by Immunohistochemistry.

Immunohistochemistry (Formalin/PFA-fixed paraffin-embedded sections) - Anti-cIAP2 antibody (ab113237)

Please note: All products are "FOR RESEARCH USE ONLY. NOT FOR USE IN DIAGNOSTIC PROCEDURES"

Our Apromise to you: Quality guaranteed and expert technical support

- Replacement or refund for products not performing as stated on the datasheet
- Valid for 12 months from date of delivery
- Response to your inquiry within 24 hours
- We provide support in Chinese, English, French, German, Japanese and Spanish

- Extensive multi-media technical resources to help you
- We investigate all quality concerns to ensure our products perform to the highest standards

If the product does not perform as described on this datasheet, we will offer a refund or replacement. For full details of the Abpromise, please visit <https://www.abcam.co.jp/abpromise> or contact our technical team.

Terms and conditions

- Guarantee only valid for products bought direct from Abcam or one of our authorized distributors