


### Anti-CHMP5 antibody ab96273

#### 1 References [画像数 2](#)

医薬用外劇物

#### 製品の概要

製品名	Anti-CHMP5 antibody
製品の詳細	Rabbit polyclonal to CHMP5
由来種	Rabbit
アプリケーション	<b>適用あり:</b> WB, IHC-P
種交差性	<b>交差種:</b> Human <b>交差が予測される動物種:</b> Mouse, Cow, Zebrafish 
免疫原	Recombinant protein fragment containing a sequence corresponding to a region within amino acids 1 and 172 of Human CHMP5
ポジティブ・コントロール	293T, A431, H1299, HeLa S3, HepG2 whole cell lysate ( <b>ab7900</b> ) (WB). NCIN87 xenograft (IHC).
特記事項	<p>The Life Science industry has been in the grips of a reproducibility crisis for a number of years. Abcam is leading the way in addressing this with our range of recombinant monoclonal antibodies and knockout edited cell lines for gold-standard validation. Please check that this product meets your needs before purchasing.</p> <p>If you have any questions, special requirements or concerns, please send us an inquiry and/or contact our Support team ahead of purchase. Recommended alternatives for this product can be found below, along with publications, customer reviews and Q&amp;As</p>

#### 製品の特性

製品の状態	Liquid
保存方法	Shipped at 4°C. Upon delivery aliquot and store at -20°C or -80°C. Avoid repeated freeze / thaw cycles.
バッファー	pH: 7.00 Preservative: 0.01% Thimerosal (merthiolate) Constituents: 1.21% Tris, 0.75% Glycine, 10% Glycerol (glycerin, glycerine)
精製度	Immunogen affinity purified
ポリ/モノ	ポリクローナル
アイソタイプ	IgG

## アプリケーション

### The Abpromise guarantee

**Abpromise保証は、次のテスト済みアプリケーションにおけるab96273の使用に適用されます**

アプリケーションノートには、推奨の開始希釈率がありますが、適切な希釈率につきましてはご確認ください。

アプリケーション	Abreviews	特記事項
WB		1/500 - 1/3000. Predicted molecular weight: 25 kDa.
IHC-P		1/100 - 1/500.

## ターゲット情報

### 機能

Probable peripherally associated component of the endosomal sorting required for transport complex III (ESCRT-III) which is involved in multivesicular bodies (MVBs) formation and sorting of endosomal cargo proteins into MVBs. MVBs contain intraluminal vesicles (ILVs) that are generated by invagination and scission from the limiting membrane of the endosome and mostly are delivered to lysosomes enabling degradation of membrane proteins, such as stimulated growth factor receptors, lysosomal enzymes and lipids. The MVB pathway appears to require the sequential function of ESCRT-O, -I, -II and -III complexes. ESCRT-III proteins mostly dissociate from the invaginating membrane before the ILV is released. The ESCRT machinery also functions in topologically equivalent membrane fission events, such as the terminal stages of cytokinesis and the budding of enveloped viruses (HIV-1 and other lentiviruses). ESCRT-III proteins are believed to mediate the necessary vesicle extrusion and/or membrane fission activities, possibly in conjunction with the AAA ATPase VPS4. Involved in HIV-1 p6- and p9-dependent virus release.

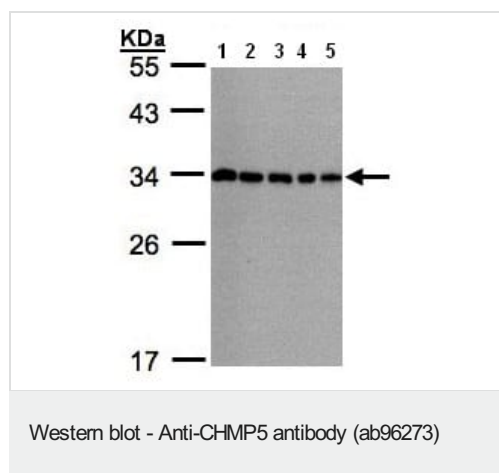
### 配列類似性

Belongs to the SNF7 family.

### 細胞内局在

Cytoplasm > cytosol. Endosome membrane. Localizes to the midbody of dividing cells. Localized in two distinct rings on either side of the Flemming body.

## 画像



**All lanes :** Anti-CHMP5 antibody (ab96273) at 1/1000 dilution

**Lane 1 :** 293T whole cell lysate

**Lane 2 :** A431 whole cell lysate

**Lane 3 :** H1299 whole cell lysate

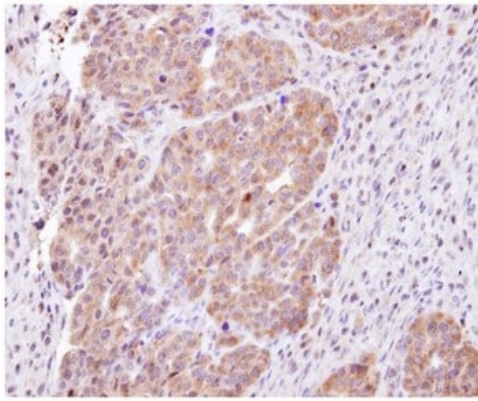
**Lane 4 :** HeLa S3 whole cell lysate

**Lane 5 :** HepG2 whole cell lysate

Lysates/proteins at 30 µg per lane.

**Predicted band size:** 25 kDa

12% SDS PAGE



Immunohistochemical analysis of paraffin-embedded NCIN87 xenograft, using ab96273 at 1/100 dilution

Immunohistochemistry (Formalin/PFA-fixed paraffin-embedded sections) - Anti-CHMP5 antibody (ab96273)

**Please note:** All products are "FOR RESEARCH USE ONLY. NOT FOR USE IN DIAGNOSTIC PROCEDURES"

#### Our Abpromise to you: Quality guaranteed and expert technical support

---

- Replacement or refund for products not performing as stated on the datasheet
- Valid for 12 months from date of delivery
- Response to your inquiry within 24 hours
- We provide support in Chinese, English, French, German, Japanese and Spanish
- Extensive multi-media technical resources to help you
- We investigate all quality concerns to ensure our products perform to the highest standards

If the product does not perform as described on this datasheet, we will offer a refund or replacement. For full details of the Abpromise, please visit <https://www.abcam.co.jp/abpromise> or contact our technical team.

#### Terms and conditions

---

- Guarantee only valid for products bought direct from Abcam or one of our authorized distributors