

Anti-CD73 antibody ab175396

★★★★☆ [13 Abreviews](#) [38 References](#) [画像数 5](#)

製品の概要

製品名	Anti-CD73 antibody
製品の詳細	Rabbit polyclonal to CD73
由来種	Rabbit
アプリケーション	適用あり: WB, IHC-P
種交差性	交差種: Mouse, Rat, Human
免疫原	Recombinant full length protein corresponding to Human CD73. Database link: P21589

特記事項

The Life Science industry has been in the grips of a reproducibility crisis for a number of years. Abcam is leading the way in addressing this with our range of recombinant monoclonal antibodies and knockout edited cell lines for gold-standard validation. Please check that this product meets your needs before purchasing.

If you have any questions, special requirements or concerns, please send us an inquiry and/or contact our Support team ahead of purchase. Recommended alternatives for this product can be found below, along with publications, customer reviews and Q&As

製品の特性

製品の状態	Liquid
保存方法	Shipped at 4°C. Store at +4°C short term (1-2 weeks). Upon delivery aliquot. Store at -20°C long term. Avoid freeze / thaw cycle.
バッファー	pH: 7.30 Preservative: 0.02% Sodium azide Constituents: 49% PBS, 50% Glycerol
精製度	Protein A purified
ポリ/モノ	ポリクローナル
アイソタイプ	IgG

アプリケーション

The Abpromise guarantee

Abpromise保証は、次のテスト済みアプリケーションにおけるab175396の使用に適用されます

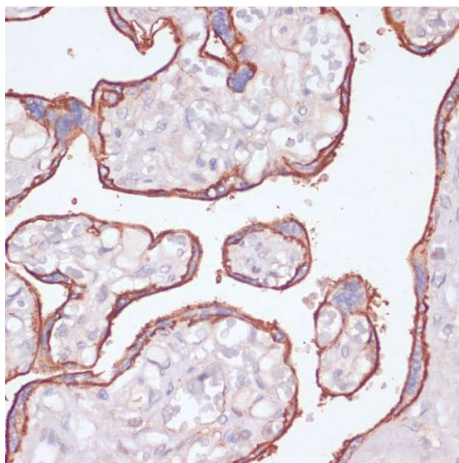
アプリケーションノートには、推奨の開始希釈率がありますが、適切な希釈率につきましてはご確認ください。

アプリケーション	Abreviews	特記事項
WB	★★★★★ (2)	1/500 - 1/2000. Predicted molecular weight: 63 kDa.
IHC-P	★★★★★ (4)	1/50 - 1/200. ab171870 - Rabbit polyclonal IgG, is suitable for use as an isotype control with this antibody.

ターゲット情報

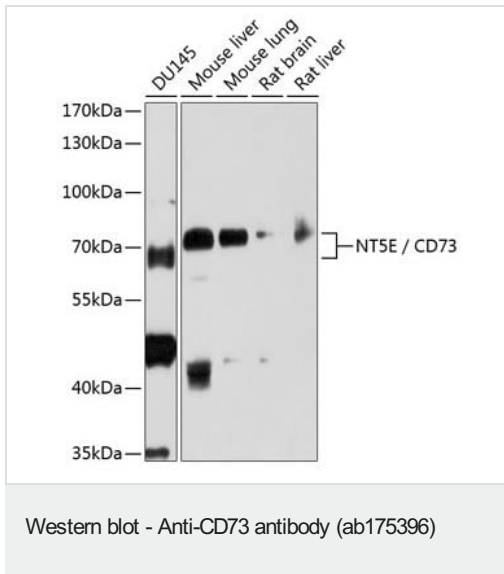
機能	Hydrolyzes extracellular nucleotides into membrane permeable nucleosides.
関連疾患	Defects in NT5E are the cause of calcification of joints and arteries (CAJA) [MIM:211800]. A condition characterized by adult-onset calcification of the lower extremity arteries, including the iliac, femoral and tibial arteries, and hand and foot capsule joints. Age of onset has been reported as early as the second decade of life, usually involving intense joint pain or calcification in the hands.
配列類似性	Belongs to the 5'-nucleotidase family.
細胞内局在	Cell membrane.

画像



Paraffin-embedded human placenta stained for CD73 using ab175396 at 1/200 in immunohistochemical analysis.

Immunohistochemistry (Formalin/PFA-fixed paraffin-embedded sections) - Anti-CD73 antibody (ab175396)



All lanes : Anti-CD73 antibody (ab175396) at 1/1000 dilution

Lane 1 : DU145 cell extract

Lane 2 : Mouse liver extract

Lane 3 : Mouse lung extract

Lane 4 : Rat brain extract

Lane 5 : Rat liver extract

Lysates/proteins at 25 µg per lane.

Secondary

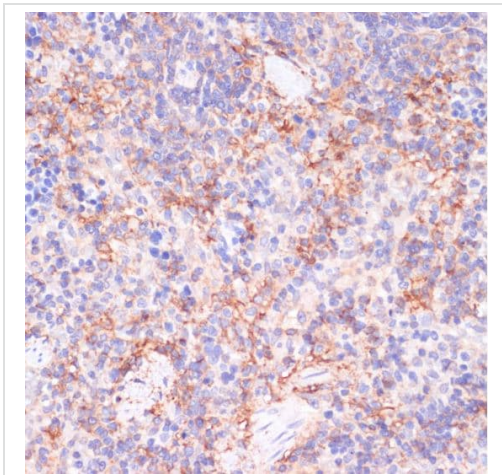
All lanes : HRP Goat Anti-Rabbit IgG

Developed using the ECL technique.

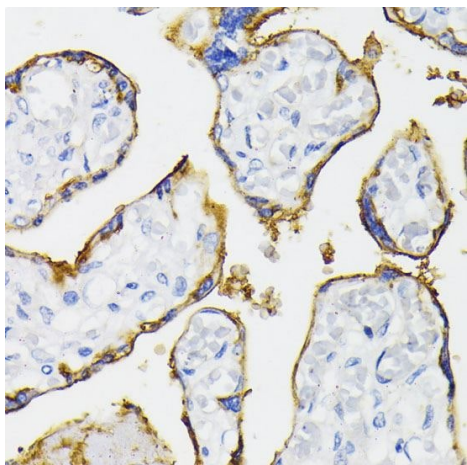
Predicted band size: 63 kDa

Exposure time: 30 seconds

Paraffin-embedded rat spleen stained for CD73 using ab175396 at 1/200 in immunohistochemical analysis.

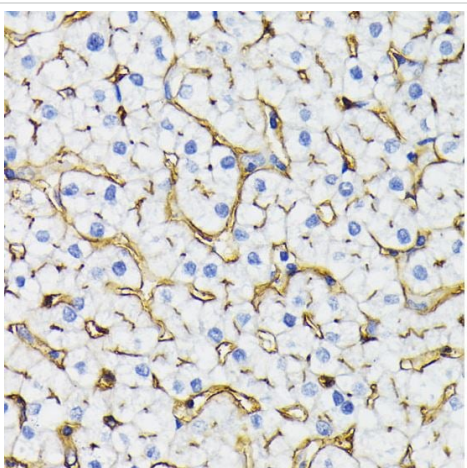


Immunohistochemistry (Formalin/PFA-fixed paraffin-embedded sections) - Anti-CD73 antibody (ab175396)



Paraffin-embedded human placenta stained for CD73 using ab175396 at 1/200 in immunohistochemical analysis.

Immunohistochemistry (Formalin/PFA-fixed paraffin-embedded sections) - Anti-CD73 antibody (ab175396)



Paraffin-embedded human liver tissue stained for CD73 using ab175396 at 1/200 in immunohistochemical analysis.

Immunohistochemistry (Formalin/PFA-fixed paraffin-embedded sections) - Anti-CD73 antibody (ab175396)

Please note: All products are "FOR RESEARCH USE ONLY. NOT FOR USE IN DIAGNOSTIC PROCEDURES"

Our Abpromise to you: Quality guaranteed and expert technical support

- Replacement or refund for products not performing as stated on the datasheet
- Valid for 12 months from date of delivery
- Response to your inquiry within 24 hours
- We provide support in Chinese, English, French, German, Japanese and Spanish

- Extensive multi-media technical resources to help you
- We investigate all quality concerns to ensure our products perform to the highest standards

If the product does not perform as described on this datasheet, we will offer a refund or replacement. For full details of the Abpromise, please visit <https://www.abcam.co.jp/abpromise> or contact our technical team.

Terms and conditions

- Guarantee only valid for products bought direct from Abcam or one of our authorized distributors