

Anti-CD3 zeta antibody [EP286Y] ab40804

リコンビナント **RabMAb**

★★★★★ **1 Abreviews** **8 References** 画像数 3

製品の概要

製品名	Anti-CD3 zeta antibody [EP286Y]
製品の詳細	Rabbit monoclonal [EP286Y] to CD3 zeta
由来種	Rabbit
アプリケーション	適用あり: Flow Cyt (Intra), ICC/IF
種交差性	交差種: Human
免疫原	Synthetic peptide within Human CD3 zeta aa 100 to the C-terminus (C terminal). The exact sequence is proprietary.
ポジティブ・コントロール	ICC/IF: Daudi (Human Burkitt's lymphoma lymphoblast)
特記事項	<p>We are constantly working hard to ensure we provide our customers with best in class antibodies. As a result of this work we are pleased to now offer this antibody in purified format. We are in the process of updating our datasheets. The purified format is designated 'PUR' on our product labels. If you have any questions regarding this update, please contact our Scientific Support team.</p> <p>This product is a recombinant monoclonal antibody, which offers several advantages including:</p> <ul style="list-style-type: none"> - High batch-to-batch consistency and reproducibility - Improved sensitivity and specificity - Long-term security of supply - Animal-free production <p>For more information see here.</p> <p>Our RabMAb[®] technology is a patented hybridoma-based technology for making rabbit monoclonal antibodies. For details on our patents, please refer to RabMAb[®] patents.</p>

製品の特性

製品の状態	Liquid
保存方法	Shipped at 4°C. Store at +4°C short term (1-2 weeks). Upon delivery aliquot. Store at -20°C. Avoid freeze / thaw cycle.
バッファー	<p>pH: 7.20</p> <p>Preservative: 0.01% Sodium azide</p> <p>Constituents: 59% PBS, 40% Glycerol (glycerin, glycerine), 0.05% BSA</p>

精製度	Protein A purified
ポリ/モノ	モノクローナル
クローン名	EP286Y
アイソタイプ	IgG

アプリケーション

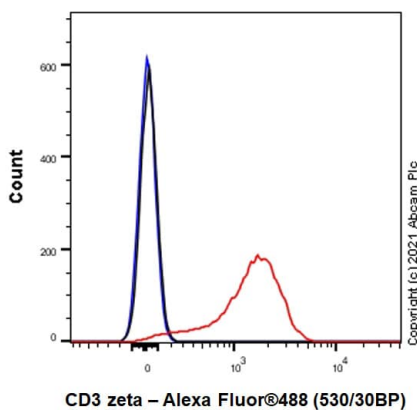
The Abpromise guarantee Abpromise保証は、次のテスト済みアプリケーションにおけるab40804の使用に適用されます
 アプリケーションノートには、推奨の開始希釈率がありますが、適切な希釈率につきましてはご確認ください。

アプリケーション	Abreviews	特記事項
Flow Cyt (Intra)		1/20. ab172730 - Rabbit monoclonal IgG, is suitable for use as an isotype control with this antibody.
ICC/IF		1/50.

ターゲット情報

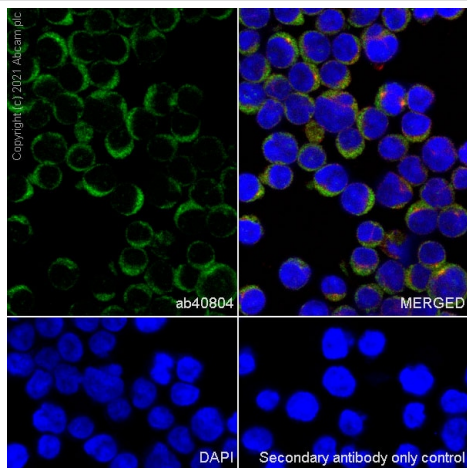
機能	Probable role in assembly and expression of the TCR complex as well as signal transduction upon antigen triggering.
関連疾患	Defects in CD247 are the cause of immunodeficiency due to defect in CD3-zeta (CD3ZID) [MIM:610163]. An immunological deficiency characterized by T-cells impaired immune response to alloantigens, tetanus toxoid and mitogens.
配列類似性	Belongs to the CD3Z/FCER1G family. Contains 3 ITAM domains.
ドメイン	The ITAM domains mediate interaction with SHB.
翻訳後修飾	Phosphorylated on Tyr residues after T-cell receptor triggering.
細胞内局在	Membrane.

画像



Flow Cytometry (Intracellular) - Anti-CD3 zeta antibody [EP286Y] (ab40804)

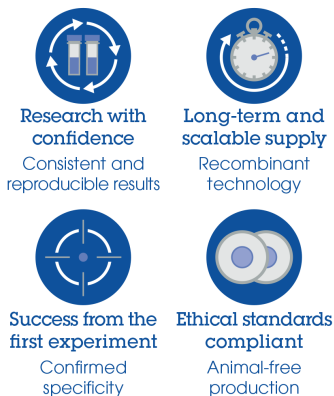
Flow Cytometry analysis of Jurkat (Human T cell leukemia T lymphocyte) cells labelling CD3 zeta with Purified ab40804 at 1:20 dilution (10 µg/ml) (Red). Cells were fixed with 4% Paraformaldehyde and permeabilised with 90% Methanol. A Goat anti rabbit IgG (Alexa Fluor™ 488, **ab150077**) secondary antibody was used at 1:2000. Isotype control - Rabbit monoclonal IgG (Black). Unlabelled control - Cell without incubation with primary antibody and secondary antibody (Blue).



Immunocytochemistry/ Immunofluorescence - Anti-CD3 zeta antibody [EP286Y] (ab40804)

Immunocytochemistry analysis of Daudi (Human Burkitt's lymphoma lymphoblast) cells labeling CD3 zeta with Purified ab40804 at 1/50 dilution (4.5 µg/mL). Cells were fixed in 100% Methanol and permeabilized with 0.1% tritonX-100. Cells were counterstained with Ab195889 Anti-alpha Tubulin antibody [DM1A] - Microtubule Marker (Alexa Fluor® 594) 1/200 (2.5 µg/mL). Goat anti rabbit IgG (Alexa Fluor® 488, **ab150077**) was used as the secondary antibody at 1/1000 (2 µg/mL) dilution. DAPI (blue) was used as nuclear counterstain. PBS instead of the primary antibody was used as the secondary antibody only control.

Why choose a recombinant antibody?



Anti-CD3 zeta antibody [EP286Y] (ab40804)

Our Abpromise to you: Quality guaranteed and expert technical support

- Replacement or refund for products not performing as stated on the datasheet
- Valid for 12 months from date of delivery
- Response to your inquiry within 24 hours

- We provide support in Chinese, English, French, German, Japanese and Spanish
- Extensive multi-media technical resources to help you
- We investigate all quality concerns to ensure our products perform to the highest standards

If the product does not perform as described on this datasheet, we will offer a refund or replacement. For full details of the Abpromise, please visit <https://www.abcam.co.jp/abpromise> or contact our technical team.

Terms and conditions

- Guarantee only valid for products bought direct from Abcam or one of our authorized distributors