


# Anti-CD3 epsilon antibody, prediluted ab27434

[1 References](#) [画像数 2](#)

### 製品の概要

製品名	Anti-CD3 epsilon antibody, prediluted
製品の詳細	Rabbit polyclonal to CD3 epsilon, prediluted
由来種	Rabbit
アプリケーション	<b>適用あり:</b> IHC-P, WB
種交差性	<b>交差種:</b> Human <b>交差が予測される動物種:</b> Mouse, Rat, Horse, Cat, Dog, Monkey, Baboon 
免疫原	Synthetic peptide corresponding to CD3 epsilon.
ポジティブ・コントロール	Recombinant Human CD3 epsilon protein ( <a href="#">ab114153</a> ) can be used as a positive control in WB. Human tonsil for Immunohistochemistry.
特記事項	<p><b>This product is FOR RESEARCH USE ONLY. For commercial use, please contact <a href="mailto:partnerships@abcam.com">partnerships@abcam.com</a>.</b></p> <p>The Life Science industry has been in the grips of a reproducibility crisis for a number of years. Abcam is leading the way in addressing this with our range of recombinant monoclonal antibodies and knockout edited cell lines for gold-standard validation. Please check that this product meets your needs before purchasing.</p> <p>If you have any questions, special requirements or concerns, please send us an inquiry and/or contact our Support team ahead of purchase. Recommended alternatives for this product can be found below, along with publications, customer reviews and Q&amp;As</p>

### 製品の特性

製品の状態	Liquid
保存方法	Shipped at 4°C. Store at +4°C.
バッファー	pH: 7.60 Preservative: 0.1% Sodium azide Constituents: Tris buffered saline, 1% BSA
精製度	Immunogen affinity purified
ポリ/モノ	ポリクローナル
アイソタイプ	IgG

## アプリケーション

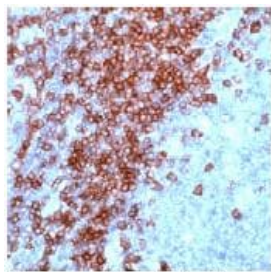
The Abpromise guarantee **Abpromise保証は、次のテスト済みアプリケーションにおけるab27434の使用に適用されず**  
アプリケーションノートには、推奨の開始希釈率がありますが、適切な希釈率につきましてはご確認ください。

アプリケーション	Abreviews	特記事項
IHC-P		1/1. Perform heat mediated antigen retrieval before commencing with IHC staining protocol. In particular, boil tissue sections in 10mM citrate buffer pH 6.0 for 10 min and then cool at room temperature for 20 min.
WB		Use at an assay dependent concentration. Predicted molecular weight: 19 kDa.

## ターゲット情報

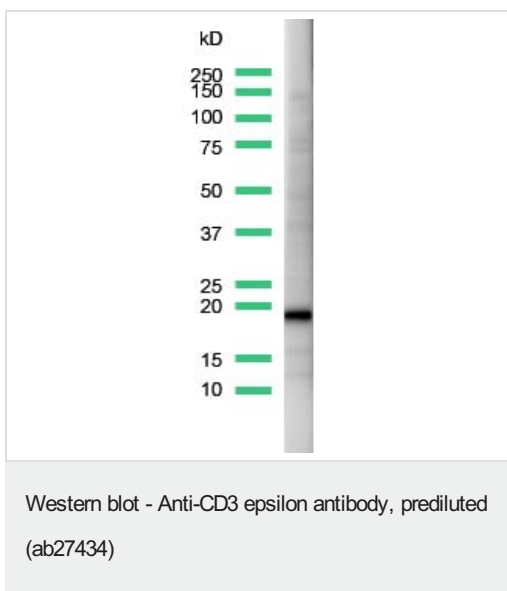
機能	The CD3 complex mediates signal transduction.
配列類似性	Contains 1 Ig-like (immunoglobulin-like) domain. Contains 1 ITAM domain.
細胞内局在	Membrane.

## 画像



Ab27434, prediluted, staining CD3 epsilon in paraffin embedded, formalin fixed human tonsil by Immunohistochemistry.

Immunohistochemistry (Formalin/PFA-fixed paraffin-embedded sections) - Anti-CD3 epsilon antibody, prediluted (ab27434)



Anti-CD3 epsilon antibody, prediluted (ab27434) at 1/25 dilution + Jurkat cell lysate

**Predicted band size:** 19 kDa

**Observed band size:** 19 kDa

This dilution in this image refers to the dilution used for a non-prediluted version of this product.

**Please note:** All products are "FOR RESEARCH USE ONLY. NOT FOR USE IN DIAGNOSTIC PROCEDURES"

### Our Abpromise to you: Quality guaranteed and expert technical support

- Replacement or refund for products not performing as stated on the datasheet
- Valid for 12 months from date of delivery
- Response to your inquiry within 24 hours
- We provide support in Chinese, English, French, German, Japanese and Spanish
- Extensive multi-media technical resources to help you
- We investigate all quality concerns to ensure our products perform to the highest standards

If the product does not perform as described on this datasheet, we will offer a refund or replacement. For full details of the Abpromise, please visit <https://www.abcam.co.jp/abpromise> or contact our technical team.

### Terms and conditions

- Guarantee only valid for products bought direct from Abcam or one of our authorized distributors