

Anti-CD18 antibody [C71/16] ab19580

リコンビナント

画像数 3

製品の概要

製品名	Anti-CD18 antibody [C71/16]
製品の詳細	Rat monoclonal [C71/16] to CD18
由来種	Rat
アプリケーション	適用あり: Flow Cyt
種交差性	交差種: Mouse
免疫原	Tissue, cells or virus. This information is proprietary to Abcam and/or its suppliers.
ポジティブ・コントロール	Flow Cyt: Mouse peripheral blood mononuclear cell (PBMC).
特記事項	<p>This antibody clone is manufactured by Abcam. If you require a custom buffer formulation or conjugation for your experiments, please contact orders@abcam.com.</p> <p>This product is a recombinant monoclonal antibody, which offers several advantages including:</p> <ul style="list-style-type: none">- High batch-to-batch consistency and reproducibility- Improved sensitivity and specificity- Long-term security of supply- Animal-free production <p>For more information see here.</p>

製品の特性

製品の状態	Liquid
保存方法	Shipped at 4°C. Store at +4°C short term (1-2 weeks). Upon delivery aliquot. Store at -20°C long term. Avoid freeze / thaw cycle.
バッファー	pH: 7.2 Preservative: 0.01% Sodium azide Constituents: PBS, 0.05% BSA, 40% Glycerol (glycerin, glycerine)
精製度	Ion Exchange Chromatography
ポリ/モノ	モノクローナル
クローン名	C71/16
アイソタイプ	IgG2a

アプリケーション

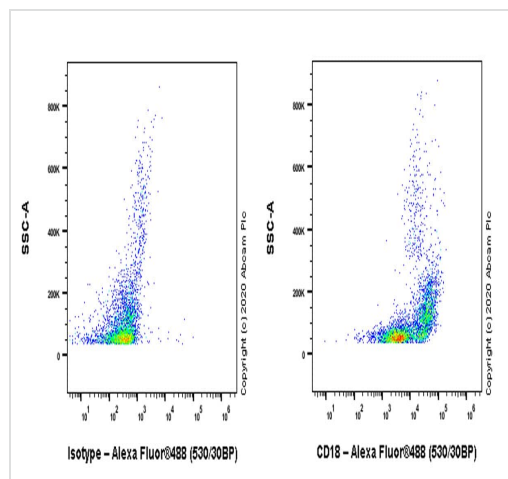
The Abpromise guarantee **Abpromise保証は、次のテスト済みアプリケーションにおけるab19580の使用に適用されず**
アプリケーションノートには、推奨の開始希釈率がありますが、適切な希釈率につきましてはご検討ください。

アプリケーション	Abreviews	特記事項
Flow Cyt		Use a concentration of 1.003 µg/ml.

ターゲット情報

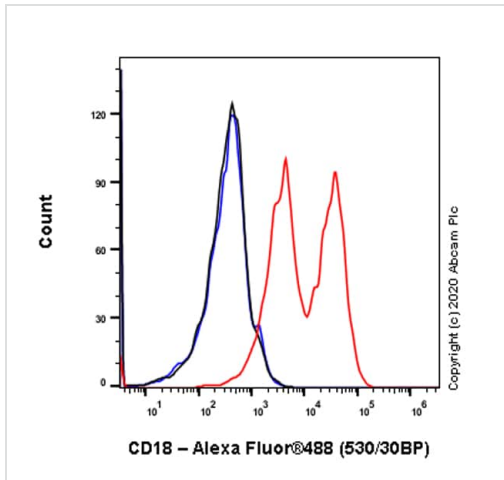
機能	Integrin alpha-L/beta-2 is a receptor for ICAM1, ICAM2, ICAM3 and ICAM4. Integrins alpha-M/beta-2 and alpha-X/beta-2 are receptors for the iC3b fragment of the third complement component and for fibrinogen. Integrin alpha-X/beta-2 recognizes the sequence G-P-R in fibrinogen alpha-chain. Integrin alpha-M/beta-2 recognizes P1 and P2 peptides of fibrinogen gamma chain. Integrin alpha-M/beta-2 is also a receptor for factor X. Integrin alpha-D/beta-2 is a receptor for ICAM3 and VCAM1.
関連疾患	Defects in ITGB2 are the cause of leukocyte adhesion deficiency type 1 (LAD1) [MIM:116920]. LAD1 patients have recurrent bacterial infections and their leukocytes are deficient in a wide range of adhesion-dependent functions.
配列類似性	Belongs to the integrin beta chain family. Contains 1 VWFA domain.
翻訳後修飾	Both Ser-745 and Ser-756 become phosphorylated when T-cells are exposed to phorbol esters. Phosphorylation on Thr-758 (but not on Ser-756) allows interaction with 14-3-3 proteins.
細胞内局在	Membrane.

画像



Flow cytometric analysis of mouse peripheral blood mononuclear cell (PBMC) cells labelling CD18 with ab19580 at 1/1000 dilution (1.003µg/ml) (Right panel) compared with a rat monoclonal IgG isotype control (Left panel). Goat F(ab)₂ Anti-rat IgG Fc (Alexa Fluor[®] 488, [ab150161](#)) at 1/2000 dilution was used as the secondary antibody. Gated on viable cells.





Flow Cytometry - Anti-CD18 antibody [C71/16]
(ab19580)



Flow cytometric analysis of mouse peripheral blood mononuclear cell (PBMC) cells labelling CD18 with ab19580 at 1/1000 dilution (1.003µg/ml) (Red) compared with a rat monoclonal IgG (Black) isotype control and an unlabelled control (cells without incubation with primary antibody and secondary antibody) (Blue). Goat F(ab)₂ Anti-rat IgG Fc (Alexa Fluor[®] 488, **ab150161**) at 1/2000 dilution was used as the secondary antibody. Gated on viable cells.

Flow Cytometry - Anti-CD18 antibody [C71/16] (ab19580)

Why choose a recombinant antibody?

 Research with confidence Consistent and reproducible results	 Long-term and scalable supply Recombinant technology
 Success from the first experiment Confirmed specificity	 Ethical standards compliant Animal-free production

Anti-CD18 antibody [C71/16] (ab19580)

Please note: All products are "FOR RESEARCH USE ONLY. NOT FOR USE IN DIAGNOSTIC PROCEDURES"

Our Abpromise to you: Quality guaranteed and expert technical support

- Replacement or refund for products not performing as stated on the datasheet
- Valid for 12 months from date of delivery
- Response to your inquiry within 24 hours
- We provide support in Chinese, English, French, German, Japanese and Spanish
- Extensive multi-media technical resources to help you
- We investigate all quality concerns to ensure our products perform to the highest standards

If the product does not perform as described on this datasheet, we will offer a refund or replacement. For full details of the Abpromise, please visit <https://www.abcam.co.jp/abpromise> or contact our technical team.

Terms and conditions

- Guarantee only valid for products bought direct from Abcam or one of our authorized distributors