


Anti-CD10 antibody [56C6] ab951

★★★★★ [5 Abreviews](#) [36 References](#) [画像数 2](#)

製品の概要

製品名	Anti-CD10 antibody [56C6]
製品の詳細	Mouse monoclonal [56C6] to CD10
由来種	Mouse
アプリケーション	適用あり: IHC-P
種交差性	交差種: Human 交差が予測される動物種: Mouse 
免疫原	Recombinant fragment corresponding to CD10. Prokaryotic recombinant fusion protein corresponding to the external of the CD10 glycoprotein
ポジティブ・コントロール	IHC-P: MDA-MB-231 human breast cancer cells grown in mouse. Renal cell carcinoma tissue.
特記事項	<p>We have mixed customer feedback about the mouse specificity, which is why we no longer guarantee this species. Contact scientific support team for any inquiry.</p> <p>This antibody works well when used in combination with ab972 - Antigen retrieval solution, heat mediated high pH 9.5.</p> <p>The Life Science industry has been in the grips of a reproducibility crisis for a number of years. Abcam is leading the way in addressing this with our range of recombinant monoclonal antibodies and knockout edited cell lines for gold-standard validation. Please check that this product meets your needs before purchasing.</p> <p>If you have any questions, special requirements or concerns, please send us an inquiry and/or contact our Support team ahead of purchase. Recommended alternatives for this product can be found below, along with publications, customer reviews and Q&As</p>

製品の特性

製品の状態	Liquid
保存方法	Shipped at 4°C. Store at +4°C short term (1-2 weeks). Store at -20°C or -80°C. Avoid freeze / thaw cycle.
バッファー	Preservative: 0.1% Sodium azide Constituents: PBS, Carrier protein Renoir Red Diluent
精製度	Tissue culture supernatant

ポリ/モノ	モノクローナル
クローン名	56C6
アイソタイプ	IgG1

アプリケーション

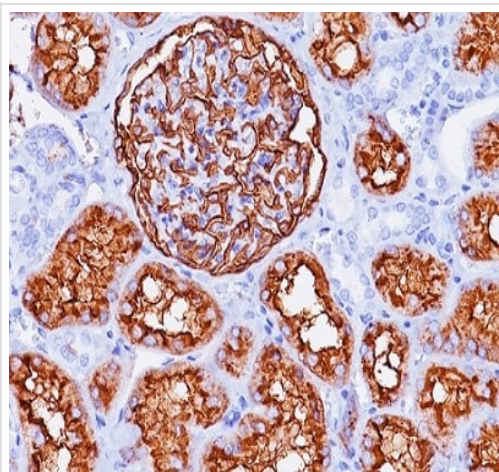
The Abpromise guarantee **Abpromise保証は、** 次のテスト済みアプリケーションにおけるab951の使用に適用されます
アプリケーションノートには、推奨の開始希釈率がありますが、適切な希釈率につきましてはご検討ください。

アプリケーション	Abreviews	特記事項
IHC-P	★★★★★ (3)	1/25 - 1/50. Perform heat mediated antigen retrieval before commencing with IHC staining protocol. For an ABC system, incubate for 30-60 minutes at RT. With high pH retrieval solutions, some tissues may require an avidin-biotin block. Overstaining with hematoxylin can mask staining, thus reducing overall contrast and making interpretation difficult. It is therefore recommended that a light hematoxylin stain be applied. Recently, CD10 has

ターゲット情報

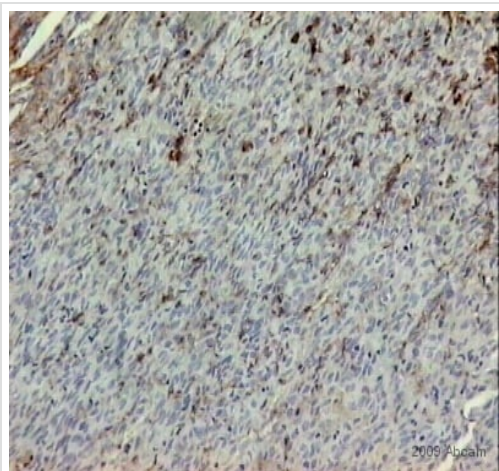
機能	Thermolysin-like specificity, but is almost confined on acting on polypeptides of up to 30 amino acids. Biologically important in the destruction of opioid peptides such as Met- and Leu-enkephalins by cleavage of a Gly-Phe bond. Able to cleave angiotensin-1, angiotensin-2 and angiotensin 1-9. Involved in the degradation of atrial natriuretic factor (ANF). Displays UV-inducible elastase activity toward skin preelastic and elastic fibers.
配列類似性	Belongs to the peptidase M13 family.
細胞内局在	Cell membrane.

画像



Paraffin embedded human renal cell carcinoma tissue stained for CD10 with ab951 (1/25 dilution) in immunohistochemical analysis.

Immunohistochemistry (Formalin/PFA-fixed paraffin-embedded sections) - Anti-CD10 antibody [56C6] (ab951)



ab951 at 1/20 dilution staining CD10 in MDA-MB-231 human breast cancer cells grown in mouse by immunohistochemistry (formalin/PFA-fixed paraffin-embedded sections). Sections were paraformaldehyde fixed prior to blocking in 10% casein for 30 minutes at 22°C and then incubated with ab951 for 17 hours at 4°C. A rabbit polyclonal to mouse Ig, diluted 1/200 was used as the secondary antibody.

Immunohistochemistry (Formalin/PFA-fixed paraffin-embedded sections) - Anti-CD10 antibody [56C6] (ab951)

This image is courtesy of an anonymous Abreview.

Please note: All products are "FOR RESEARCH USE ONLY. NOT FOR USE IN DIAGNOSTIC PROCEDURES"

Our Abpromise to you: Quality guaranteed and expert technical support

- Replacement or refund for products not performing as stated on the datasheet
- Valid for 12 months from date of delivery
- Response to your inquiry within 24 hours
- We provide support in Chinese, English, French, German, Japanese and Spanish
- Extensive multi-media technical resources to help you
- We investigate all quality concerns to ensure our products perform to the highest standards

If the product does not perform as described on this datasheet, we will offer a refund or replacement. For full details of the Abpromise,

please visit <https://www.abcam.co.jp/abpromise> or contact our technical team.

Terms and conditions

- Guarantee only valid for products bought direct from Abcam or one of our authorized distributors