



Anti-Catalase antibody ab50434

★★★★★ [1 Abreviews](#) [4 References](#) [画像数 1](#)

製品の概要

製品名	Anti-Catalase antibody
製品の詳細	Goat polyclonal to Catalase
由来種	Goat
アプリケーション	適用あり: WB, IHC-P
種交差性	交差種: Human 交差が予測される動物種: Mouse, Guinea pig, Cow, Dog, Common marmoset, Orangutan 
免疫原	Synthetic peptide: C-DKYNAEKPKNAIHT , corresponding to internal sequence amino acids 498-511 of Human Catalase <div>  Run BLAST with  Run BLAST with </div>
特記事項	<p>The Life Science industry has been in the grips of a reproducibility crisis for a number of years. Abcam is leading the way in addressing this with our range of recombinant monoclonal antibodies and knockout edited cell lines for gold-standard validation. Please check that this product meets your needs before purchasing.</p> <p>If you have any questions, special requirements or concerns, please send us an inquiry and/or contact our Support team ahead of purchase. Recommended alternatives for this product can be found below, along with publications, customer reviews and Q&As</p>

製品の特性

製品の状態	Liquid
保存方法	Shipped at 4°C. Upon delivery aliquot and store at -20°C or -80°C. Avoid repeated freeze / thaw cycles.
バッファー	pH: 7.30 Preservative: 0.02% Sodium azide Constituents: 0.5% Tris buffered saline, 0.5% BSA
精製度	Immunogen affinity purified
ポリ/モノ	ポリクローナル
アイソタイプ	IgG

アプリケーション

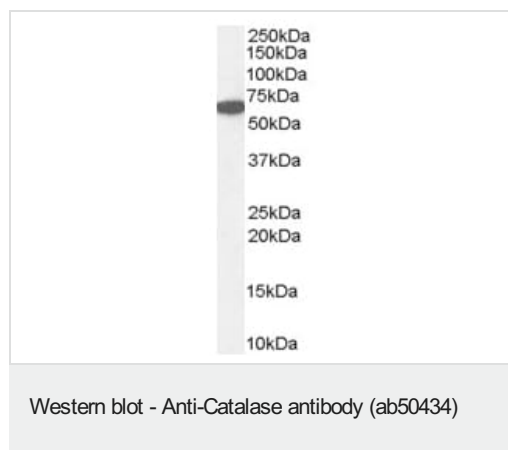
The Abpromise guarantee Abpromise保証は、 次のテスト済みアプリケーションにおけるab50434の使用に適用されます
アプリケーションノートには、推奨の開始希釈率がありますが、適切な希釈率につきましてはご検討ください。

アプリケーション	Abreviews	特記事項
WB	★★★★★ (1)	Use a concentration of 0.3 - 1 µg/ml. Detects a band of approximately 60 kDa (predicted molecular weight: 60 kDa). 1 hour primary incubation is recommended for this product.
IHC-P		Use a concentration of 2 - 4 µg/ml.

ターゲット情報

機能	Occurs in almost all aerobically respiring organisms and serves to protect cells from the toxic effects of hydrogen peroxide. Promotes growth of cells including T-cells, B-cells, myeloid leukemia cells, melanoma cells, mastocytoma cells and normal and transformed fibroblast cells.
関連疾患	Defects in CAT are the cause of acatalasia (ACATLAS) [MIM:115500]; also known as acatalasemia. This disease is characterized by absence of catalase activity in red cells and is often associated with ulcerating oral lesions.
配列類似性	Belongs to the catalase family.
翻訳後修飾	The N-terminus is blocked.
細胞内局在	Peroxisome.

画像



Anti-Catalase antibody (ab50434) at 1 µg/ml + Human Kidney lysate (35µg protein in RIPA buffer).

Predicted band size: 60 kDa

Observed band size: 60 kDa

Primary incubation was 1 hour. Detected by chemiluminescence.

Please note: All products are "FOR RESEARCH USE ONLY. NOT FOR USE IN DIAGNOSTIC PROCEDURES"

Our Abpromise to you: Quality guaranteed and expert technical support

- Replacement or refund for products not performing as stated on the datasheet
- Valid for 12 months from date of delivery

- Response to your inquiry within 24 hours
- We provide support in Chinese, English, French, German, Japanese and Spanish
- Extensive multi-media technical resources to help you
- We investigate all quality concerns to ensure our products perform to the highest standards

If the product does not perform as described on this datasheet, we will offer a refund or replacement. For full details of the Abpromise, please visit <https://www.abcam.co.jp/abpromise> or contact our technical team.

Terms and conditions

- Guarantee only valid for products bought direct from Abcam or one of our authorized distributors