

Anti-Caspase-9 antibody ab2013

★★★★★ [2 Abreviews](#) [36 References](#) [画像数 5](#)

製品の概要

製品名	Anti-Caspase-9 antibody
製品の詳細	Rabbit polyclonal to Caspase-9
由来種	Rabbit
特異性	No cross reactivity with other members of the caspase family. This antibody does not recognise the cleaved form of Caspase-9.
アプリケーション	適用あり: WB
種交差性	交差種: Mouse, Rat, Human
免疫原	Synthetic peptide corresponding to Human Caspase-9 aa 41-56. Sequence: EDIQRAGSGSRRDQAR

Database link: [P55211](#)
(Peptide available as [ab7885](#))

 [Run BLAST with](#)

 [Run BLAST with](#)

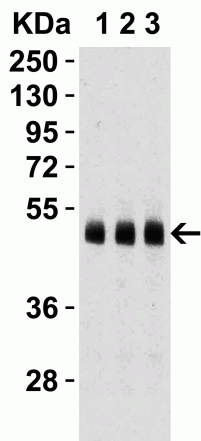
特記事項

The Life Science industry has been in the grips of a reproducibility crisis for a number of years. Abcam is leading the way in addressing this with our range of recombinant monoclonal antibodies and knockout edited cell lines for gold-standard validation. Please check that this product meets your needs before purchasing.

If you have any questions, special requirements or concerns, please send us an inquiry and/or contact our Support team ahead of purchase. Recommended alternatives for this product can be found below, along with publications, customer reviews and Q&As

製品の特性

製品の状態	Liquid
保存方法	Shipped at 4°C. Store at +4°C short term (1-2 weeks). Upon delivery aliquot. Store at -20°C or -80°C. Avoid freeze / thaw cycle.
バッファー	pH: 7.2 Preservative: 0.02% Sodium azide
精製度	Immunogen affinity purified
特記事項(精製)	Caspase-9 Antibody is affinity chromatography purified via peptide column.



Western blot - Anti-Caspase-9 antibody (ab2013)

Lane 1 : Anti-Caspase-9 antibody (ab2013) at 1 µg/ml

Lane 2 : Anti-Caspase-9 antibody (ab2013) at 2 µg/ml

Lane 3 : Anti-Caspase-9 antibody (ab2013) at 4 µg/ml

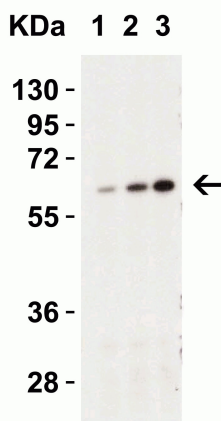
All lanes : Human heart lysate

Lysates/proteins at 15 µg per lane.

Secondary

All lanes : Goat anti-rabbit IgG HRP conjugate at 1/10000 dilution

Predicted band size: 46 kDa



Western blot - Anti-Caspase-9 antibody (ab2013)

Lane 1 : Anti-Caspase-9 antibody (ab2013) at 0.5 µg/ml

Lane 2 : Anti-Caspase-9 antibody (ab2013) at 1 µg/ml

Lane 3 : Anti-Caspase-9 antibody (ab2013) at 2 µg/ml

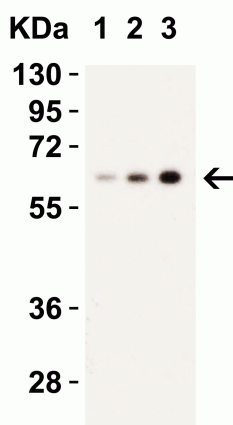
All lanes : Mouse spleen lysate

Lysates/proteins at 15 µg per lane.

Secondary

All lanes : Goat anti-rabbit IgG HRP conjugate at 1/10000 dilution

Predicted band size: 46 kDa



Western blot - Anti-Caspase-9 antibody (ab2013)

All lanes : Anti-Caspase-9 antibody (ab2013) at 0.5 µg


All lanes : Rat spleen lysate

Lysates/proteins at 15 µg per lane.

Secondary

All lanes : Goat anti-rabbit IgG HRP conjugate at 1/10000 dilution

Predicted band size: 46 kDa



Anti-Caspase-9 antibody (ab2013) at 1/1000 dilution + HeLa whole cell lysate

Predicted band size: 46 kDa

Observed band size: 46 kDa

Please note: All products are "FOR RESEARCH USE ONLY. NOT FOR USE IN DIAGNOSTIC PROCEDURES"

Our Abpromise to you: Quality guaranteed and expert technical support

- Replacement or refund for products not performing as stated on the datasheet
- Valid for 12 months from date of delivery
- Response to your inquiry within 24 hours
- We provide support in Chinese, English, French, German, Japanese and Spanish
- Extensive multi-media technical resources to help you
- We investigate all quality concerns to ensure our products perform to the highest standards

If the product does not perform as described on this datasheet, we will offer a refund or replacement. For full details of the Abpromise, please visit <https://www.abcam.co.jp/abpromise> or contact our technical team.

Terms and conditions

- Guarantee only valid for products bought direct from Abcam or one of our authorized distributors