


### Anti-CaMKII alpha antibody ab111890

**1 References** [画像数 3](#)

#### 製品の概要

<b>製品名</b>	Anti-CaMKII alpha antibody
<b>製品の詳細</b>	Goat polyclonal to CaMKII alpha
<b>由来種</b>	Goat
<b>特異性</b>	ab111890 is expected to recognize both reported isoforms (NP_057065.2; NP_741960.1). This antibody does cross-react with CAMKII beta protein
<b>アプリケーション</b>	<b>適用あり:</b> WB, IHC-P
<b>種交差性</b>	<b>交差種:</b> Mouse, Human <b>交差が予測される動物種:</b> Rat, Rabbit, Horse, Cow, Dog 
<b>免疫原</b>	Synthetic peptide, C- PRTAQSEETRVWHR , from the internal region of Human CaMKII alpha (NP_057065.2; NP_741960.1). <a href="#">Run BLAST with</a> <a href="#">Run BLAST with</a>
<b>ポジティブ・コントロール</b>	Human adrenal tissue and Human brain (Cortex) tissue Mouse brain lysate and Human Brain (Cerebellum) lysate
<b>特記事項</b>	<p>The Life Science industry has been in the grips of a reproducibility crisis for a number of years. Abcam is leading the way in addressing this with our range of recombinant monoclonal antibodies and knockout edited cell lines for gold-standard validation. Please check that this product meets your needs before purchasing.</p> <p>If you have any questions, special requirements or concerns, please send us an inquiry and/or contact our Support team ahead of purchase. Recommended alternatives for this product can be found below, along with publications, customer reviews and Q&amp;As</p>

#### 製品の特性

<b>製品の状態</b>	Liquid
<b>保存方法</b>	Shipped at 4°C. Store at -20°C or -80°C. Avoid freeze / thaw cycle. Store undiluted.
<b>バッファー</b>	pH: 7.30 Preservative: 0.02% Sodium azide Constituents: 99% Tris buffered saline, 0.5% BSA
<b>精製度</b>	Immunogen affinity purified

ポリモノ  
アイソタイプ

ポリクローナル  
IgG

## アプリケーション

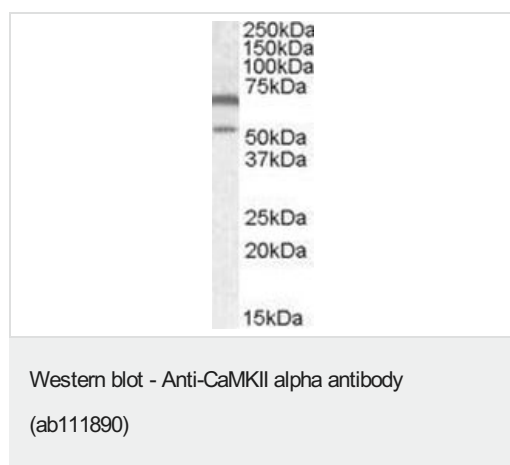
**The Abpromise guarantee** **Abpromise保証は、次のテスト済みアプリケーションにおけるab111890の使用に適用されます**  
アプリケーションノートには、推奨の開始希釈率がありますが、適切な希釈率につきましてはご検討ください。

アプリケーション	Abreviews	特記事項
WB		Use a concentration of 0.1 - 0.3 µg/ml. Detects a band of approximately 55, 65 kDa (predicted molecular weight: 54 kDa).
IHC-P		Use a concentration of 3.75 µg/ml. Perform heat mediated antigen retrieval with citrate buffer pH 6 before commencing with IHC staining protocol.

## ターゲット情報

機能	CaM-kinase II (CAMK2) is a prominent kinase in the central nervous system that may function in long-term potentiation and neurotransmitter release. Member of the NMDAR signaling complex in excitatory synapses it may regulate NMDAR-dependent potentiation of the AMPAR and synaptic plasticity.
配列類似性	Belongs to the protein kinase superfamily. CAMK Ser/Thr protein kinase family. CaMK subfamily. Contains 1 protein kinase domain.
細胞内局在	Cell junction > synapse > presynaptic cell membrane. Cell junction > synapse. Postsynaptic lipid rafts.

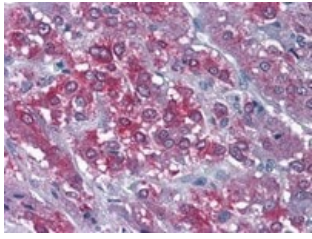
## 画像



Anti-CaMKII alpha antibody (ab111890) at 0.1 µg/ml + Mouse brain lysate in RIPA buffer at 35 µg

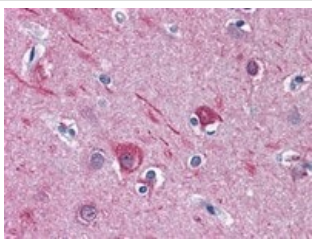
**Predicted band size:** 54 kDa

Primary incubation was 1 hour. Detected by chemiluminescence.



ab111890, at 3.75 µg/ml, staining CaMKII alpha in formalin fixed, paraffin embedded Human adrenal by Immunohistochemistry.

Immunohistochemistry (Formalin/PFA-fixed paraffin-embedded sections) - Anti-CaMKII alpha antibody (ab111890)



ab111890, at 3.75 µg/ml, staining CaMKII alpha in formalin fixed, paraffin embedded Human brain cortex by Immunohistochemistry.

Immunohistochemistry (Formalin/PFA-fixed paraffin-embedded sections) - Anti-CaMKII alpha antibody (ab111890)

**Please note:** All products are "FOR RESEARCH USE ONLY. NOT FOR USE IN DIAGNOSTIC PROCEDURES"

### Our Abpromise to you: Quality guaranteed and expert technical support

---

- Replacement or refund for products not performing as stated on the datasheet
- Valid for 12 months from date of delivery
- Response to your inquiry within 24 hours
- We provide support in Chinese, English, French, German, Japanese and Spanish
- Extensive multi-media technical resources to help you
- We investigate all quality concerns to ensure our products perform to the highest standards

If the product does not perform as described on this datasheet, we will offer a refund or replacement. For full details of the Abpromise, please visit <https://www.abcam.co.jp/abpromise> or contact our technical team.

### Terms and conditions

---

- Guarantee only valid for products bought direct from Abcam or one of our authorized distributors