

# Anti-Calcium-independent Phospholipase A2/PLA2G6 antibody ab104416

画像数 3

### 製品の概要

製品名	Anti-Calcium-independent Phospholipase A2/PLA2G6 antibody
製品の詳細	Rabbit polyclonal to Calcium-independent Phospholipase A2/PLA2G6
由来種	Rabbit
特異性	Reactive against mammalian transfected lysate.
アプリケーション	<b>適用あり:</b> WB
種交差性	<b>交差種:</b> Mouse, Human
免疫原	Recombinant full length protein within Human Calcium-independent Phospholipase A2/PLA2G6. The exact immunogen sequence used to generate this antibody is proprietary information. If additional detail on the immunogen is needed to determine the suitability of the antibody for your needs, please <b>contact</b> our Scientific Support team to discuss your requirements. Database link: <a href="#">NP_001004426.1</a>
ポジティブ・コントロール	Human kidney tissue lysate, Mouse kidney tissue lysate, Transfected 293T cell lysate
特記事項	<p>The Life Science industry has been in the grips of a reproducibility crisis for a number of years. Abcam is leading the way in addressing this with our range of recombinant monoclonal antibodies and knockout edited cell lines for gold-standard validation. Please check that this product meets your needs before purchasing.</p> <p>If you have any questions, special requirements or concerns, please send us an inquiry and/or contact our Support team ahead of purchase. Recommended alternatives for this product can be found below, along with publications, customer reviews and Q&amp;As</p>

### 製品の特性

製品の状態	Liquid
保存方法	Shipped at 4°C. Upon delivery aliquot. Store at -20°C or -80°C. Avoid freeze / thaw cycle.
バッファー	pH: 7.40 Constituent: 100% PBS
精製度	Protein A purified
ポリ/モノ	ポリクローナル
アイソタイプ	IgG

## アプリケーション

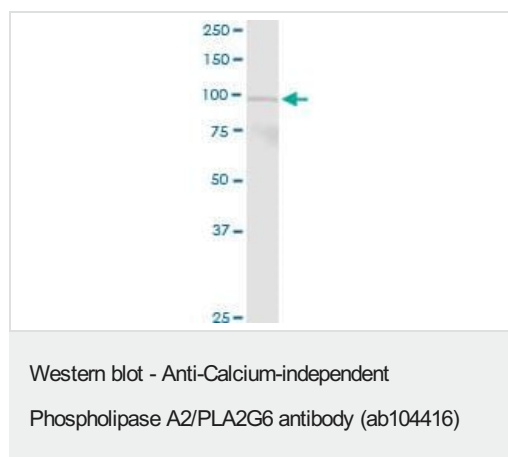
**The Abpromise guarantee** Abpromise保証は、次のテスト済みアプリケーションにおけるab104416の使用に適用されます  
アプリケーションノートには、推奨の開始希釈率がありますが、適切な希釈率につきましてはご検討ください。

アプリケーション	Abreviews	特記事項
WB		Use a concentration of 1 µg/ml. Predicted molecular weight: 90 kDa.

## ターゲット情報

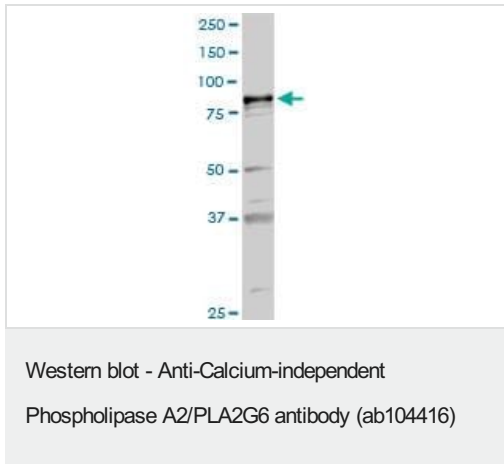
機能	Catalyzes the release of fatty acids from phospholipids. It has been implicated in normal phospholipid remodeling, nitric oxide-induced or vasopressin-induced arachidonic acid release and in leukotriene and prostaglandin production. May participate in fas mediated apoptosis and in regulating transmembrane ion flux in glucose-stimulated B-cells. Has a role in cardiolipin (CL) deacylation. Required for both speed and directionality of monocyte MCP1/CCL2-induced chemotaxis through regulation of F-actin polymerization at the pseudopods. Isoform ankyrin-iPLA2-1 and isoform ankyrin-iPLA2-2, which lack the catalytic domain, are probably involved in the negative regulation of iPLA2 activity.
組織特異性	Four different transcripts were found to be expressed in a distinct tissue distribution.
関連疾患	Neurodegeneration with brain iron accumulation 2B Neurodegeneration with brain iron accumulation 2A Parkinson disease 14
配列類似性	Contains 7 ANK repeats. Contains 1 patatin domain.
細胞内局在	Cytoplasm and Membrane. Recruited to the membrane-enriched pseudopod upon MCP1/CCL2 stimulation in monocytes.
製品の状態	The isoform LH-iPLA2 is located at the membrane. The isoform SH-iPLA2 is cytoplasmic.

## 画像



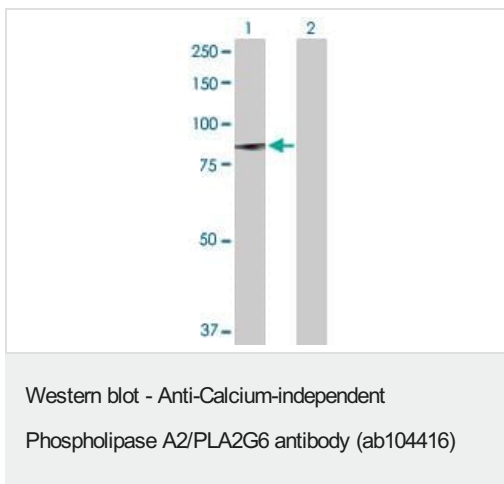
Anti-Calcium-independent Phospholipase A2/PLA2G6 antibody  
(ab104416) at 1 µg/ml + Human kidney tissue lysate at 50 µg

**Predicted band size:** 90 kDa



Anti-Calcium-independent Phospholipase A2/PLA2G6 antibody (ab104416) at 1 µg/ml + Mouse kidney tissue lysate at 50 µg

**Predicted band size:** 90 kDa



**All lanes :** Anti-Calcium-independent Phospholipase A2/PLA2G6 antibody (ab104416) at 1 µg/ml

**Lane 1 :** Calcium-independent Phospholipase A2/PLA2G6 transfected 293T lysate

**Lane 2 :** Non-transfected 293T lysate

Lysates/proteins at 25 µg per lane.

**Predicted band size:** 90 kDa

**Observed band size:** 84 kDa

**Please note:** All products are "FOR RESEARCH USE ONLY. NOT FOR USE IN DIAGNOSTIC PROCEDURES"

### Our Abpromise to you: Quality guaranteed and expert technical support

- Replacement or refund for products not performing as stated on the datasheet
- Valid for 12 months from date of delivery
- Response to your inquiry within 24 hours
- We provide support in Chinese, English, French, German, Japanese and Spanish
- Extensive multi-media technical resources to help you
- We investigate all quality concerns to ensure our products perform to the highest standards

If the product does not perform as described on this datasheet, we will offer a refund or replacement. For full details of the Abpromise, please visit <https://www.abcam.co.jp/abpromise> or contact our technical team.

### Terms and conditions

- Guarantee only valid for products bought direct from Abcam or one of our authorized distributors