


### Anti-Calcitonin antibody ab8553

★★★★★ [2 Abreviews](#) [1 References](#) [画像数 3](#)

#### 製品の概要

製品名	Anti-Calcitonin antibody
製品の詳細	Rabbit polyclonal to Calcitonin
由来種	Rabbit
アプリケーション	<b>適用あり:</b> Sandwich ELISA, IHC-P, WB
種交差性	<b>交差種:</b> Human <b>交差が予測される動物種:</b> Mouse, Rat, Sheep, Horse, Dog, Pig 
免疫原	Synthetic peptide. This information is proprietary to Abcam and/or its suppliers.
ポジティブ・コントロール	Medullary carcinoma of the thyroid or thyroid c-cell hyperplasia.
特記事項	Prolonged fixation in buffered formalin can destroy the epitope  <b>This product is FOR RESEARCH USE ONLY. For commercial use, please contact <a href="mailto:partnerships@abcam.com">partnerships@abcam.com</a>.</b>  The Life Science industry has been in the grips of a reproducibility crisis for a number of years. Abcam is leading the way in addressing this with our range of recombinant monoclonal antibodies and knockout edited cell lines for gold-standard validation. Please check that this product meets your needs before purchasing.  If you have any questions, special requirements or concerns, please send us an inquiry and/or contact our Support team ahead of purchase. Recommended alternatives for this product can be found below, along with publications, customer reviews and Q&As

#### 製品の特性

製品の状態	Liquid
保存方法	Shipped at 4°C. Upon delivery aliquot and store at -20°C. Avoid freeze / thaw cycles.
バッファー	pH: 7.60 Preservative: 0.1% Sodium azide Constituents: PBS, 1% BSA
精製度	Immunogen affinity purified
ポリ/モノ	ポリクローナル
アイソタイプ	IgG

## アプリケーション

## The Abpromise guarantee

**Abpromise保証は、**次のテスト済みアプリケーションにおけるab8553の使用に適用されます

アプリケーションノートには、推奨の開始希釈率がありますが、適切な希釈率につきましてはご確認ください。

アプリケーション	Abreviews	特記事項
Sandwich ELISA		Use a concentration of 0.5 µg/ml. Can be paired for Sandwich ELISA with <b>Mouse monoclonal [16B5] to Calcitonin (ab11493)</b> . For sandwich ELISA, use this antibody as Detection at 0.5µg/ml with <b>ab11493</b> as Capture.
IHC-P	★★★★★ (2)	1/300. Antigen retrieval is not essential but may optimise staining.
WB		1/200 - 1/500. Predicted molecular weight: 15 kDa.

## ターゲット情報

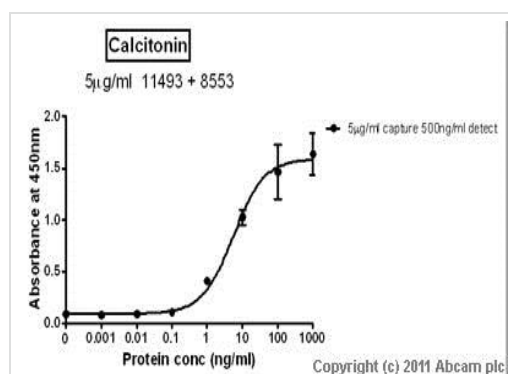
## 関連性

Calcitonin is a 32 amino acid peptide hormone synthesized by the parafollicular cells of the thyroid. It causes a rapid, but short lived, reduction in serum calcium and phosphate by promoting the incorporation of those ions in the bones. This effect is opposite to that of parathyroid hormone. Staining for calcitonin may be used for the identification of a spectrum of C cell proliferative abnormalities ranging from C cell hyperplasia to invasive tumors. Staining for calcitonin in medullary carcinoma of the thyroid produces a fine granular pattern in the cytoplasm. Amyloid deposits within the tumor may also exhibit varying degrees of calcitonin activity.

## 細胞内局在

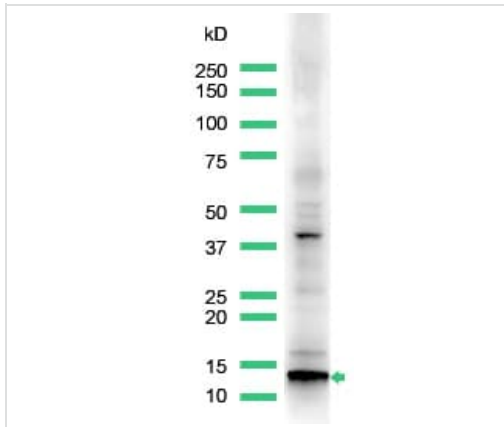
Cytoplasmic and Secreted

## 画像



Sandwich ELISA - Anti-Calcitonin antibody (ab8553)

Standard Curve for Calcitonin dilution range 1pg/ml to 1ug/ml using Capture Antibody Mouse monoclonal [16B5] to Calcitonin (**ab11493**) at 5ug/ml and Detector Antibody Rabbit polyclonal to Calcitonin (ab8553) at 0.5ug/ml



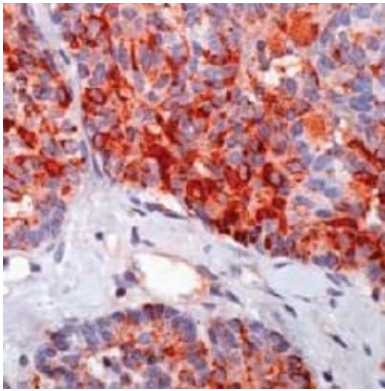
Western blot - Anti-Calcitonin antibody (ab8553)

Anti-Calcitonin antibody (ab8553) at 1/25 dilution + Human thyroid lysate.

**Predicted band size:** 15 kDa

**Observed band size:** 14 kDa

**Additional bands at:** 40 kDa. We are unsure as to the identity of these extra bands.



Immunohistochemistry (Formalin/PFA-fixed paraffin-embedded sections) - Anti-Calcitonin antibody (ab8553)

Immunohistochemical analysis of human thyroid staining with ab8553.

**Please note:** All products are "FOR RESEARCH USE ONLY. NOT FOR USE IN DIAGNOSTIC PROCEDURES"

### Our Abpromise to you: Quality guaranteed and expert technical support

- Replacement or refund for products not performing as stated on the datasheet
- Valid for 12 months from date of delivery
- Response to your inquiry within 24 hours
- We provide support in Chinese, English, French, German, Japanese and Spanish
- Extensive multi-media technical resources to help you
- We investigate all quality concerns to ensure our products perform to the highest standards

If the product does not perform as described on this datasheet, we will offer a refund or replacement. For full details of the Abpromise, please visit <https://www.abcam.co.jp/abpromise> or contact our technical team.

## Terms and conditions

---

- Guarantee only valid for products bought direct from Abcam or one of our authorized distributors