


Anti-C9orf86 antibody ab111866

1 Reference [画像数 2](#)

医薬用外劇物

製品の概要

製品名	Anti-C9orf86 antibody
製品の詳細	Rabbit polyclonal to C9orf86
由来種	Rabbit
アプリケーション	適用あり: WB, ICC/IF
種交差性	交差種: Human 交差が予測される動物種: Mouse, Rat, Cow 
免疫原	Recombinant fragment, corresponding to a region within amino acids 1-219 of Human C9orf86 (AAH02945).
ポジティブ・コントロール	293T, A431 and Raji cells and whole cell lysates.
特記事項	<p>The Life Science industry has been in the grips of a reproducibility crisis for a number of years. Abcam is leading the way in addressing this with our range of recombinant monoclonal antibodies and knockout edited cell lines for gold-standard validation. Please check that this product meets your needs before purchasing.</p> <p>If you have any questions, special requirements or concerns, please send us an inquiry and/or contact our Support team ahead of purchase. Recommended alternatives for this product can be found below, along with publications, customer reviews and Q&As</p>

製品の特性

製品の状態	Liquid
保存方法	Shipped at 4°C. Upon delivery aliquot and store at -20°C or -80°C. Avoid repeated freeze / thaw cycles.
バッファー	pH: 7.00 Preservative: 0.01% Thimerosal (merthiolate) Constituents: 1.21% Tris, 0.75% Glycine, 20% Glycerol (glycerin, glycerine)
精製度	Immunogen affinity purified
特記事項(精製)	ab111866 is purified by antigen-affinity chromatography.
ポリ/モノ	ポリクローナル
アイソタイプ	IgG

アプリケーション

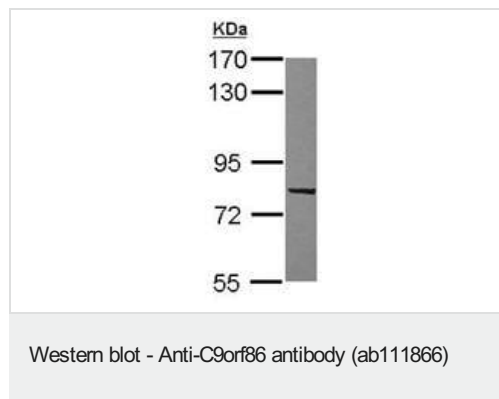
The Abpromise guarantee Abpromise保証は、次のテスト済みアプリケーションにおけるab111866の使用に適用されます
アプリケーションノートには、推奨の開始希釈率がありますが、適切な希釈率につきましてはご検討ください。

アプリケーション	Abreviews	特記事項
WB		1/1000 - 1/10000. Predicted molecular weight: 80 kDa.
ICC/IF		1/100 - 1/500.

ターゲット情報

機能	May enhance cellular proliferation. May reduce growth inhibitory activity of CDKN2A.
翻訳後修飾	Isoform RBEL1A is O-glycosylated, while other isoforms are not.
細胞内局在	Nucleus. Predominantly nuclear and Cytoplasm. Predominantly cytoplasmic.

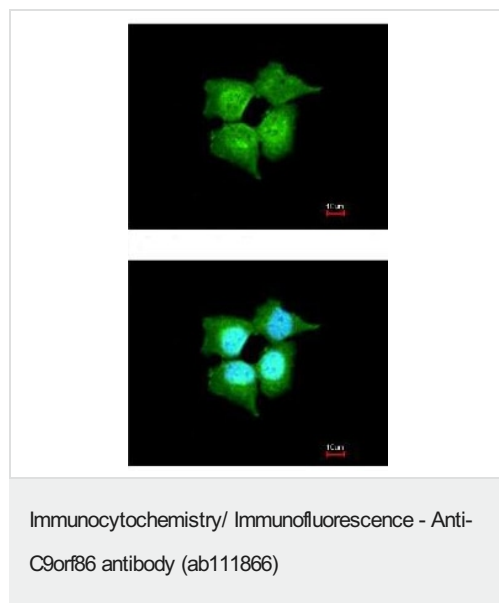
画像



Anti-C9orf86 antibody (ab111866) at 1/5000 dilution + A431 whole cell lysate at 30 µg

Predicted band size: 80 kDa

7.5% SDS-PAGE



ab111866 at 1/200 dilution staining C9orf86 in paraformaldehyde-fixed A431 cells by Immunofluorescence. The lower panel is costained with Hoechst 33342.

Our Abpromise to you: Quality guaranteed and expert technical support

- Replacement or refund for products not performing as stated on the datasheet
- Valid for 12 months from date of delivery
- Response to your inquiry within 24 hours

- We provide support in Chinese, English, French, German, Japanese and Spanish
- Extensive multi-media technical resources to help you
- We investigate all quality concerns to ensure our products perform to the highest standards

If the product does not perform as described on this datasheet, we will offer a refund or replacement. For full details of the Abpromise, please visit <https://www.abcam.co.jp/abpromise> or contact our technical team.

Terms and conditions

- Guarantee only valid for products bought direct from Abcam or one of our authorized distributors