

### Anti-C9 antibody ab118902

画像表示

医薬用外劇物

#### 製品の概要

製品名	Anti-C9 antibody
製品の詳細	Rabbit polyclonal to C9
由来種	Rabbit
アプリケーション	<b>適用あり:</b> WB, IHC-P, ICC/IF
種交差性	<b>交差種:</b> Human
免疫原	Recombinant Human C9 protein.
ポジティブ・コントロール	Human Small Intestine, Vessels Human Placenta methanol-fixed HepG2 Raji cell lysate
特記事項	<p>The Life Science industry has been in the grips of a reproducibility crisis for a number of years. Abcam is leading the way in addressing this with our range of recombinant monoclonal antibodies and knockout edited cell lines for gold-standard validation. Please check that this product meets your needs before purchasing.</p> <p>If you have any questions, special requirements or concerns, please send us an inquiry and/or contact our Support team ahead of purchase. Recommended alternatives for this product can be found below, along with publications, customer reviews and Q&amp;As</p>

#### 製品の特性

製品の状態	Liquid
保存方法	Shipped at 4°C. Upon delivery aliquot and store at -20°C. Avoid freeze / thaw cycles.
バッファー	pH: 7.00 Preservative: 0.01% Thimerosal (merthiolate) Constituents: 10% Glycerol (glycerin, glycerine), Tris glycine
精製度	Immunogen affinity purified
ポリ/モノ	ポリクローナル
アイソタイプ	IgG

#### アプリケーション

The Abpromise guarantee

**Abpromise保証は、次のテスト済みアプリケーションにおけるab118902の使用に適用されます**

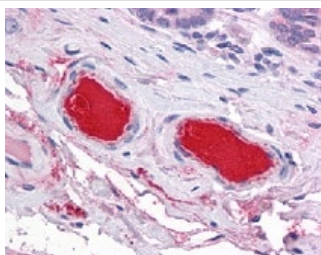
アプリケーションノートには、推奨の開始希釈率がありますが、適切な希釈率につきましてはご検討ください。

アプリケーション	Abreviews	特記事項
WB		1/500 - 1/3000. Predicted molecular weight: 62 kDa.
IHC-P		Use a concentration of 10 µg/ml.
ICC/IF		1/100 - 1/200.

## ターゲット情報

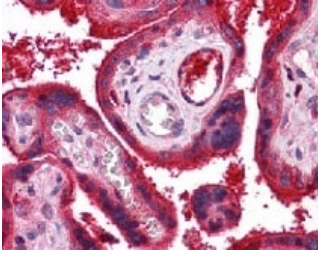
機能	Constituent of the membrane attack complex (MAC) that plays a key role in the innate and adaptive immune response by forming pores in the plasma membrane of target cells. C9 is the pore-forming subunit of the MAC.
組織特異性	Plasma.
関連疾患	Defects in C9 are a cause of complement component 9 deficiency (C9D) [MIM:613825]. A rare defect of the complement classical pathway associated with susceptibility to severe recurrent infections, predominantly by <i>Neisseria gonorrhoeae</i> or <i>Neisseria meningitidis</i> .
配列類似性	Belongs to the complement C6/C7/C8/C9 family. Contains 1 EGF-like domain. Contains 1 LDL-receptor class A domain. Contains 1 MACPF domain. Contains 1 TSP type-1 domain.
翻訳後修飾	Thrombin cleaves factor C9 to produce C9a and C9b. Phosphorylation sites are present in the extracellular medium.
細胞内局在	Secreted. Cell membrane. Secreted as soluble monomer. Oligomerizes at target membranes, forming a pre-pore. A conformation change then leads to the formation of a 100 Angstrom diameter pore.

## 画像



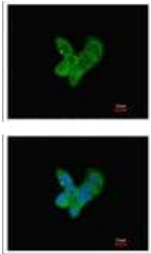
Immunohistochemistry analysis (Formalin-Fixed, Paraffin-Embedded) of Human Small Intestine, Vessels stained with ab118902 at 10 µg/ml

Immunohistochemistry (Formalin/PFA-fixed paraffin-embedded sections) - Anti-C9 antibody (ab118902)



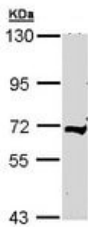
Immunohistochemistry (Formalin/PFA-fixed paraffin-embedded sections) - Anti-C9 antibody (ab118902)

Immunohistochemistry analysis (Formalin-Fixed, Paraffin-Embedded) of Human Placenta stained with ab118902 at 10 µg/ml



Immunocytochemistry/ Immunofluorescence - Anti-C9 antibody (ab118902)

Immunofluorescence analysis of methanol-fixed HepG2, using ab118902 at 1:200 dilution.



Western blot - Anti-C9 antibody (ab118902)

Anti-C9 antibody (ab118902) at 1/500 dilution + Raji cell lysate at 30 µg

**Predicted band size: 62 kDa**

**Please note:** All products are "FOR RESEARCH USE ONLY. NOT FOR USE IN DIAGNOSTIC PROCEDURES"

### Our Promise to you: Quality guaranteed and expert technical support

- Replacement or refund for products not performing as stated on the datasheet
- Valid for 12 months from date of delivery
- Response to your inquiry within 24 hours
  
- We provide support in Chinese, English, French, German, Japanese and Spanish
- Extensive multi-media technical resources to help you
- We investigate all quality concerns to ensure our products perform to the highest standards

If the product does not perform as described on this datasheet, we will offer a refund or replacement. For full details of the Abpromise, please visit <https://www.abcam.co.jp/abpromise> or contact our technical team.

## Terms and conditions

---

- Guarantee only valid for products bought direct from Abcam or one of our authorized distributors