


Anti-C5a-R antibody ab59390

[1 Abreviews](#) [9 References](#) [画像数 2](#)

製品の概要

製品名	Anti-C5a-R antibody
製品の詳細	Rabbit polyclonal to C5a-R
由来種	Rabbit
アプリケーション	適用あり: WB, IHC-P
種交差性	交差種: Human 交差が予測される動物種: Mouse 
免疫原	Synthetic peptide corresponding to Human C5a-R. non-phosphopeptide derived from human C5a-R around the phosphorylation site of serine 338.
ポジティブ・コントロール	WB: Extracts from HeLa cells treated with PMA (125ng/ml, 30mins).
特記事項	<p>The Life Science industry has been in the grips of a reproducibility crisis for a number of years. Abcam is leading the way in addressing this with our range of recombinant monoclonal antibodies and knockout edited cell lines for gold-standard validation. Please check that this product meets your needs before purchasing.</p> <p>If you have any questions, special requirements or concerns, please send us an inquiry and/or contact our Support team ahead of purchase. Recommended alternatives for this product can be found below, along with publications, customer reviews and Q&As</p>

製品の特性

製品の状態	Liquid
保存方法	Shipped at 4°C. Upon delivery aliquot and store at -20°C. Avoid freeze / thaw cycles.
バッファー	pH: 7.40 Preservative: 0.02% Sodium azide Constituents: PBS, 50% Glycerol, 0.87% Sodium chloride
精製度	Immunogen affinity purified
特記事項 (精製)	The antibody was affinity-purified from rabbit antiserum by affinity-chromatography using epitope-specific immunogen.
ポリモノ	ポリクローナル
アイソタイプ	IgG

アプリケーション

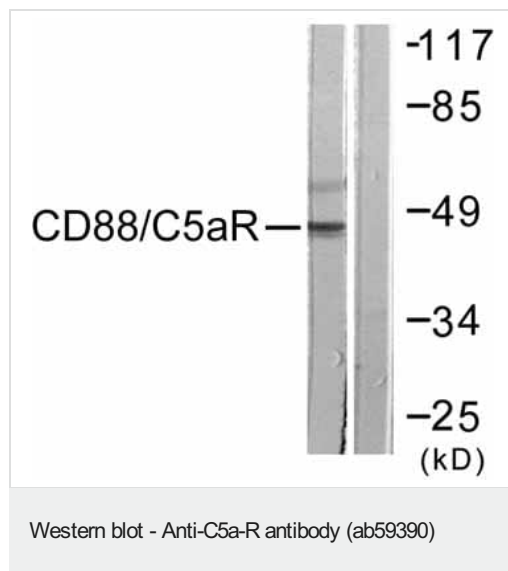
The Abpromise guarantee **Abpromise保証は、次のテスト済みアプリケーションにおけるab59390の使用に適用されず**
アプリケーションノートには、推奨の開始希釈率がありますが、適切な希釈率につきましてはご検討ください。

アプリケーション	Abreviews	特記事項
WB		1/500 - 1/1000. Detects a band of approximately 46 kDa (predicted molecular weight: 39 kDa).
IHC-P		Use a concentration of 1 µg/ml.

ターゲット情報

機能	Receptor for the chemotactic and inflammatory peptide anaphylatoxin C5a. This receptor stimulates chemotaxis, granule enzyme release and superoxide anion production.
配列類似性	Belongs to the G-protein coupled receptor 1 family.
翻訳後修飾	Sulfation plays a critical role in the association of the receptor with C5a, but no significant role in the ability of the receptor to transduce a signal and mobilize calcium in response to a small peptide agonist.
細胞内局在	Cell membrane.

画像



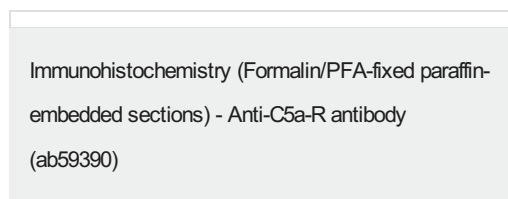
All lanes : Anti-C5a-R antibody (ab59390) at 1/500 dilution

Lane 1 : Extracts from HeLa cells, treated with PMA (125ng/ml, 30mins).

Lane 2 : Extracts from HeLa cells, treated with PMA (125ng/ml, 30mins) plus peptide.

Predicted band size: 39 kDa

Observed band size: 46 kDa



ab59390 staining C5a-R in human lung.

Left panel: with primary antibody at 1 µg/ml. Right panel: isotype control.

Sections were stained using an automated system (DAKO Autostainer Plus), at room temperature: sections were rehydrated and antigen retrieved with the Dako 3 in 1 AR buffers EDTA pH 9.0. Slides were peroxidase blocked in 3% H₂O₂ in methanol for 10

mins. They were then blocked with Dako Protein block for 10 minutes (containing casein 0.25% in PBS) then incubated with primary antibody for 20 min and detected with Dako envision flex amplification kit for 30 minutes. Colorimetric detection was completed with Diaminobenzidine for 5 minutes. Slides were counterstained with Haematoxylin and coverslipped under DePeX. Please note that for manual staining we recommend to optimize the primary antibody concentration and incubation time (overnight incubation), and amplification may be required.

Please note: All products are "FOR RESEARCH USE ONLY. NOT FOR USE IN DIAGNOSTIC PROCEDURES"

Our Abpromise to you: Quality guaranteed and expert technical support

- Replacement or refund for products not performing as stated on the datasheet
- Valid for 12 months from date of delivery
- Response to your inquiry within 24 hours

- We provide support in Chinese, English, French, German, Japanese and Spanish
- Extensive multi-media technical resources to help you
- We investigate all quality concerns to ensure our products perform to the highest standards

If the product does not perform as described on this datasheet, we will offer a refund or replacement. For full details of the Abpromise, please visit <https://www.abcam.co.jp/abpromise> or contact our technical team.

Terms and conditions

- Guarantee only valid for products bought direct from Abcam or one of our authorized distributors