

Anti-C18orf32 antibody ab122677

1 References [画像数 5](#)

製品の概要

製品名	Anti-C18orf32 antibody
製品の詳細	Rabbit polyclonal to C18orf32
由来種	Rabbit
アプリケーション	適用あり: IHC-P, ICC/IF
種交差性	交差種: Human
免疫原	antigen sequence: PFVSRWPKK AIQESNDTNK GKVNFKGADM NGLPTKGPTE ICDK, corresponding to amino acids 30-73 of Human C18orf32. Run BLAST with ExPASy Run BLAST with NCBI
ポジティブ・コントロール	ICC: U-2 OS cells. IHC-P: Human cerebral cortex, kidney, duodenum and skeletal muscle tissues.
特記事項	<p>The Life Science industry has been in the grips of a reproducibility crisis for a number of years. Abcam is leading the way in addressing this with our range of recombinant monoclonal antibodies and knockout edited cell lines for gold-standard validation. Please check that this product meets your needs before purchasing.</p> <p>If you have any questions, special requirements or concerns, please send us an inquiry and/or contact our Support team ahead of purchase. Recommended alternatives for this product can be found below, along with publications, customer reviews and Q&As</p>

製品の特性

製品の状態	Liquid
保存方法	Shipped at 4°C. Upon delivery aliquot and store at -20°C. Avoid freeze / thaw cycles.
バッファー	pH: 7.20 Preservative: 0.02% Sodium azide Constituents: 40% Glycerol (glycerin, glycerine), 59% PBS
精製度	Immunogen affinity purified
ポリ/モノ	ポリクローナル
アイソタイプ	IgG

アプリケーション

The Abpromise guarantee

Abpromise保証は、次のテスト済みアプリケーションにおけるab122677の使用に適用されます

アプリケーションノートには、推奨の開始希釈率がありますが、適切な希釈率につきましてはご検討ください。

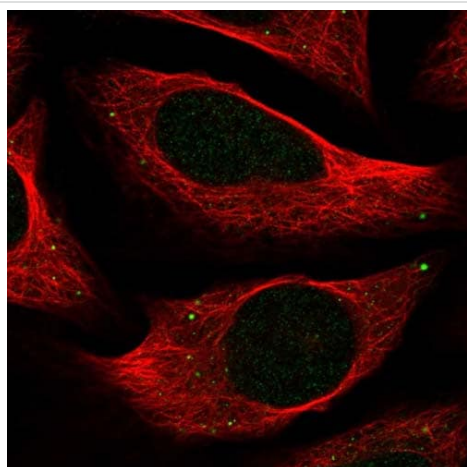
アプリケーション	Abreviews	特記事項
IHC-P		1/20 - 1/50. Perform heat mediated antigen retrieval with citrate buffer pH 6 before commencing with IHC staining protocol.
ICC/IF		Use a concentration of 0.25 - 2 µg/ml.

ターゲット情報

機能 May activate the NF-kappa-B signaling pathway.

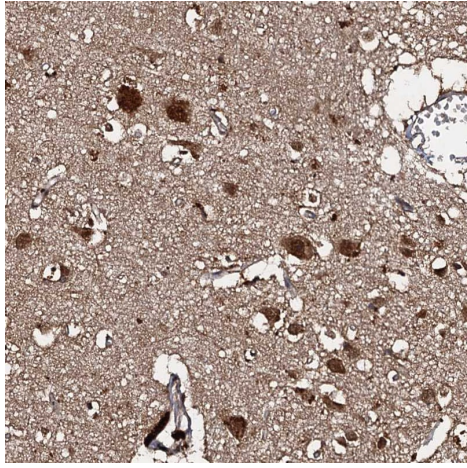
配列類似性 Belongs to the UPF0729 family.

画像



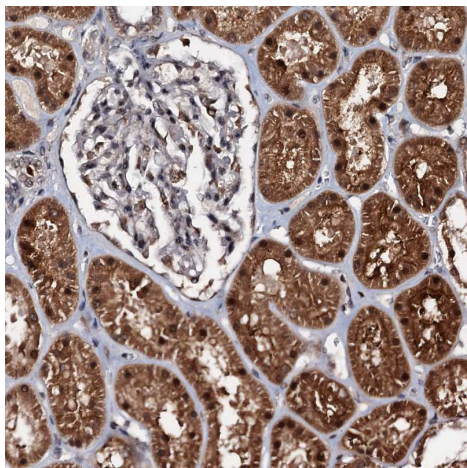
Immunofluorescent staining of Human cell line U-2 OS shows positivity in vesicles. Recommended concentration of ab122677 1-4 µg/ml. Cells treated with PFA/Triton X-100.

Immunocytochemistry/ Immunofluorescence - Anti-C18orf32 antibody (ab122677)



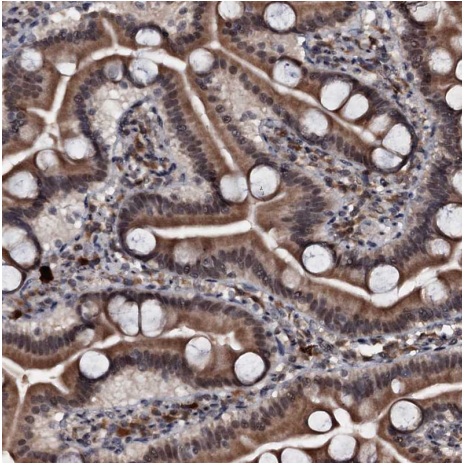
Immunohistochemical analysis of formalin-fixed, paraffin-embedded human cerebral cortex tissue labeling C18orf32 with ab122677 at 1/50.

Immunohistochemistry (Formalin/PFA-fixed paraffin-embedded sections) - Anti-C18orf32 antibody (ab122677)



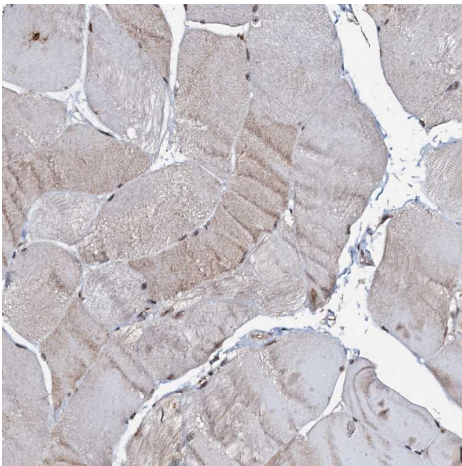
Immunohistochemical analysis of formalin-fixed, paraffin-embedded human kidney tissue labeling C18orf32 with ab122677 at 1/50.

Immunohistochemistry (Formalin/PFA-fixed paraffin-embedded sections) - Anti-C18orf32 antibody (ab122677)



Immunohistochemistry (Formalin/PFA-fixed paraffin-embedded sections) - Anti-C18orf32 antibody (ab122677)

Immunohistochemical analysis of formalin-fixed, paraffin-embedded human duodenum tissue labeling C18orf32 with ab122677 at 1/50.



Immunohistochemistry (Formalin/PFA-fixed paraffin-embedded sections) - Anti-C18orf32 antibody (ab122677)

Immunohistochemical analysis of formalin-fixed, paraffin-embedded human skeletal muscle tissue labeling C18orf32 with ab122677 at 1/50.

Please note: All products are "FOR RESEARCH USE ONLY. NOT FOR USE IN DIAGNOSTIC PROCEDURES"

Our Abpromise to you: Quality guaranteed and expert technical support

- Replacement or refund for products not performing as stated on the datasheet
- Valid for 12 months from date of delivery
- Response to your inquiry within 24 hours
- We provide support in Chinese, English, French, German, Japanese and Spanish
- Extensive multi-media technical resources to help you
- We investigate all quality concerns to ensure our products perform to the highest standards

If the product does not perform as described on this datasheet, we will offer a refund or replacement. For full details of the Abpromise,

please visit <https://www.abcam.co.jp/abpromise> or contact our technical team.

Terms and conditions

- Guarantee only valid for products bought direct from Abcam or one of our authorized distributors