

# Anti-C11orf96 antibody ab122512

画像数 5

### 製品の概要

製品名	Anti-C11orf96 antibody
製品の詳細	Rabbit polyclonal to C11orf96
由来種	Rabbit
アプリケーション	<b>適用あり:</b> ICC, IHC-P
種交差性	<b>交差種:</b> Human
免疫原	antigen sequence, corresponding to amino acids 362-429 (RQSRFKTQPV TFDEIQEVEE EGVSPMEEEEK AKKSFLQSLE CLRRSTQSLS LQREQLSSCK LRNSLDSS) of Human C11orf96. <a href="#">Run BLAST with</a> <a href="#">Expasy</a> <a href="#">Run BLAST with</a> <a href="#">NCBI</a>
ポジティブ・コントロール	IHC-P: Human endometrium, prostate, small intestine, and skeletal muscle tissues; ICC: SH-SY5Y cells
特記事項	<p>The Life Science industry has been in the grips of a reproducibility crisis for a number of years. Abcam is leading the way in addressing this with our range of recombinant monoclonal antibodies and knockout edited cell lines for gold-standard validation. Please check that this product meets your needs before purchasing.</p> <p>If you have any questions, special requirements or concerns, please send us an inquiry and/or contact our Support team ahead of purchase. Recommended alternatives for this product can be found below, along with publications, customer reviews and Q&amp;As</p>

### 製品の特性

製品の状態	Liquid
保存方法	Shipped at 4°C. Upon delivery aliquot and store at -20°C. Avoid repeated freeze / thaw cycles.
バッファー	pH: 7.20 Preservative: 0.02% Sodium azide Constituents: 40% Glycerol (glycerin, glycerine), 59% PBS
精製度	Immunogen affinity purified
ポリ/モノ	ポリクローナル
アイソタイプ	IgG

## アプリケーション

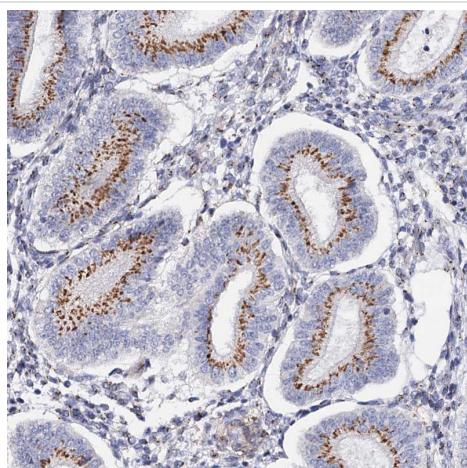
**The Abpromise guarantee**      Abpromise保証は、次のテスト済みアプリケーションにおけるab122512の使用に適用されます  
アプリケーションノートには、推奨の開始希釈率がありますが、適切な希釈率につきましてはご検討ください。

アプリケーション	Abreviews	特記事項
ICC		Use a concentration of 0.25 - 2 µg/ml.
IHC-P		1/200 - 1/500. Perform heat mediated antigen retrieval with citrate buffer pH 6 before commencing with IHC staining protocol.

## ターゲット情報

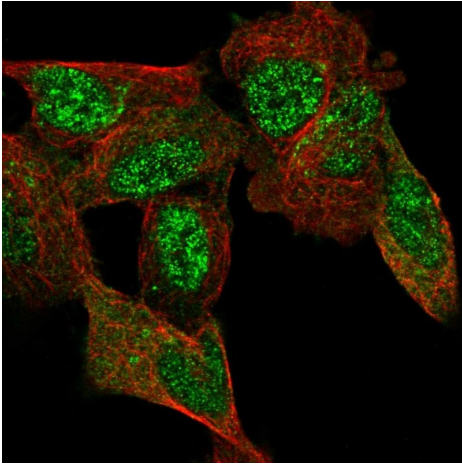
**翻訳後修飾**      Phosphorylated upon DNA damage, probably by ATM or ATR.

## 画像



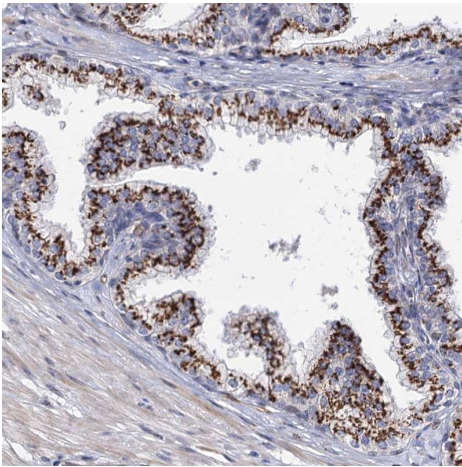
Immunohistochemistry (Formalin/PFA-fixed paraffin-embedded sections) analysis of human endometrium tissue labelling C11orf96 with ab122512 at 1/200 dilution. Heat mediated antigen retrieval performed with citrate buffer pH 6 before commencing with IHC staining protocol.

Immunohistochemistry (Formalin/PFA-fixed paraffin-embedded sections) - Anti-C11orf96 antibody (ab122512)



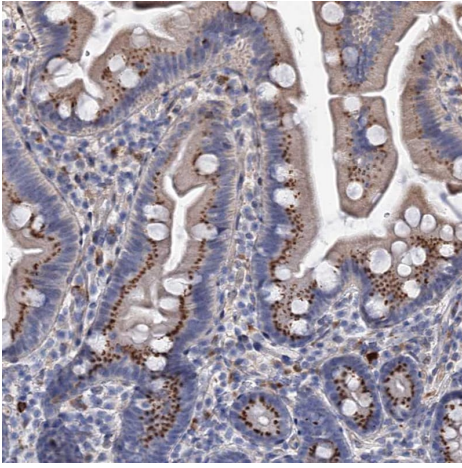
Immunocytochemistry - Anti-C11orf96 antibody  
(ab122512)

Immunocytochemistry analysis of SH-SY5Y (human neuroblastoma cell line from bone marrow) cells labelling C11orf96 with ab122512 at 2 µg/mL.



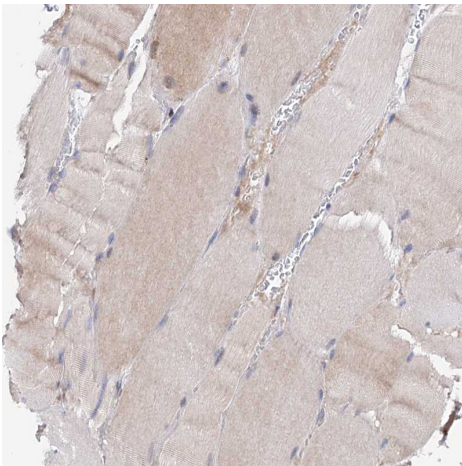
Immunohistochemistry (Formalin/PFA-fixed paraffin-embedded sections) - Anti-C11orf96 antibody  
(ab122512)

Immunohistochemistry (Formalin/PFA-fixed paraffin-embedded sections) analysis of human prostate tissue labelling C11orf96 with ab122512 at 1/200 dilution. Heat mediated antigen retrieval performed with citrate buffer pH 6 before commencing with IHC staining protocol.



Immunohistochemistry (Formalin/PFA-fixed paraffin-embedded sections) - Anti-C11orf96 antibody (ab122512)

Immunohistochemistry (Formalin/PFA-fixed paraffin-embedded sections) analysis of human small intestine tissue labelling C11orf96 with ab122512 at 1/200 dilution. Heat mediated antigen retrieval performed with citrate buffer pH 6 before commencing with IHC staining protocol.



Immunohistochemistry (Formalin/PFA-fixed paraffin-embedded sections) - Anti-C11orf96 antibody (ab122512)

Immunohistochemistry (Formalin/PFA-fixed paraffin-embedded sections) analysis of human skeletal muscle tissue labelling C11orf96 with ab122512 at 1/200 dilution. Heat mediated antigen retrieval performed with citrate buffer pH 6 before commencing with IHC staining protocol.

**Please note:** All products are "FOR RESEARCH USE ONLY. NOT FOR USE IN DIAGNOSTIC PROCEDURES"

### Our Abpromise to you: Quality guaranteed and expert technical support

- Replacement or refund for products not performing as stated on the datasheet
- Valid for 12 months from date of delivery
- Response to your inquiry within 24 hours
- We provide support in Chinese, English, French, German, Japanese and Spanish
- Extensive multi-media technical resources to help you
- We investigate all quality concerns to ensure our products perform to the highest standards

If the product does not perform as described on this datasheet, we will offer a refund or replacement. For full details of the Abpromise,

please visit <https://www.abcam.co.jp/abpromise> or contact our technical team.

## **Terms and conditions**

---

- Guarantee only valid for products bought direct from Abcam or one of our authorized distributors