

Anti-Bik antibody ab52182

★★★★★ [3 Abreviews](#) [9 References](#) [画像数 4](#)

製品の概要

製品名	Anti-Bik antibody
製品の詳細	Rabbit polyclonal to Bik
由来種	Rabbit
アプリケーション	適用あり: IHC-P, WB, ICC/IF
種交差性	交差種: Human
免疫原	Synthetic peptide corresponding to Human Bik. Non-phosphopeptide from around the phosphorylation site of threonine 33 (G-M-T-D-S).
ポジティブ・コントロール	Extracts from A549 cells treated with DMSO, human breast carcinoma tissue.
特記事項	<p>The Life Science industry has been in the grips of a reproducibility crisis for a number of years. Abcam is leading the way in addressing this with our range of recombinant monoclonal antibodies and knockout edited cell lines for gold-standard validation. Please check that this product meets your needs before purchasing.</p> <p>If you have any questions, special requirements or concerns, please send us an inquiry and/or contact our Support team ahead of purchase. Recommended alternatives for this product can be found below, along with publications, customer reviews and Q&As</p>

製品の特性

製品の状態	Liquid
保存方法	Shipped at 4°C. Upon delivery aliquot and store at -20°C. Avoid freeze / thaw cycles.
バッファー	pH: 7.40 Preservative: 0.02% Sodium azide Constituents: 50% Glycerol (glycerin, glycerine), PBS, 0.87% Sodium chloride
精製度	Without Mg+2 and Ca+2 Immunogen affinity purified
ポリ/モノ	ポリクローナル
アイソタイプ	IgG

アプリケーション

The Abpromise guarantee

Abpromise保証は、次のテスト済みアプリケーションにおけるab52182の使用に適用されます

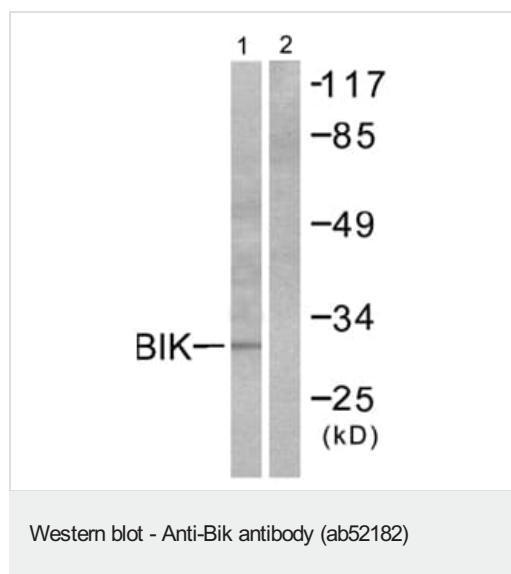
アプリケーションノートには、推奨の開始希釈率がありますが、適切な希釈率につきましてはご検討ください。

アプリケーション	Abreviews	特記事項
IHC-P		Use at an assay dependent concentration.
WB	★★★★★ (2)	1/500 - 1/1000. Predicted molecular weight: 18 kDa.
ICC/IF	★★★★★ (1)	Use a concentration of 1 - 5 µg/ml.

ターゲット情報

機能	Accelerates programmed cell death. Binding to the apoptosis repressors Bcl-X(L), BHRF1, Bcl-2 or its adenovirus homolog E1B 19k protein suppresses this death-promoting activity. Does not interact with BAX.
ドメイン	Intact BH3 motif is required by BIK, BID, BAK, BAD and BAX for their pro-apoptotic activity and for their interaction with anti-apoptotic members of the Bcl-2 family.
細胞内局在	Endomembrane system. Around the nuclear envelope, and in cytoplasmic membranes.

画像



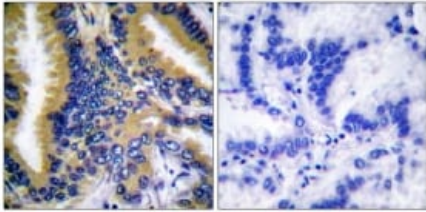
All lanes : Anti-Bik antibody (ab52182) at 1/500 dilution

Lane 1 : extracts from A549 cells, treated with DMSO (0.1%, 10mins)

Lane 2 : extracts from A549 cells, treated with DMSO (0.1%, 10mins) with blocking peptide

Predicted band size: 18 kDa

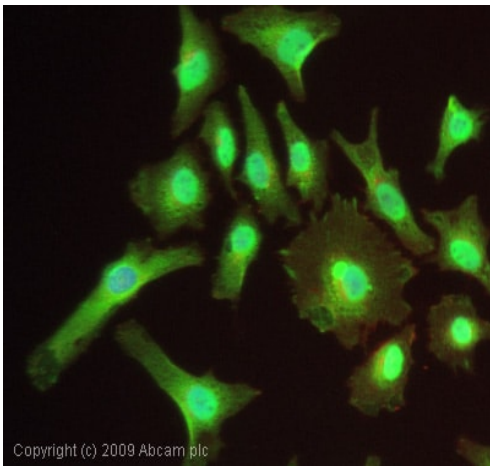
Observed band size: 30 kDa



Peptide - +

Immunohistochemistry (Formalin/PFA-fixed paraffin-embedded sections) - Anti-Bik antibody (ab52182)

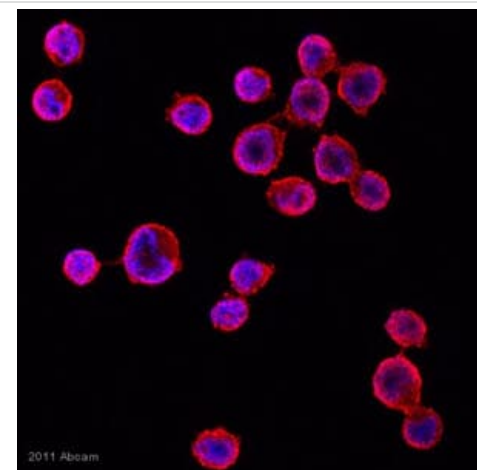
Ab52182 at 1/50 dilution staining Human breast carcinoma tissue, with and without blocking peptide; paraffin embedded.



Copyright (c) 2009 Abcam plc

Immunocytochemistry/ Immunofluorescence - Anti-Bik antibody (ab52182)

ICC/IF image of ab52182 stained HeLa cells. The cells were 4% PFA fixed (10 min) and then incubated in 1%BSA / 10% normal goat serum / 0.3M glycine in 0.1% PBS-Tween for 1h to permeabilise the cells and block non-specific protein-protein interactions. The cells were then incubated with the antibody (ab52182, 1µg/ml) overnight at +4°C. The secondary antibody (green) was Alexa Fluor® 488 goat anti-rabbit IgG (H+L) used at a 1/1000 dilution for 1h. Alexa Fluor® 594 WGA was used to label plasma membranes (red) at a 1/200 dilution for 1h. DAPI was used to stain the cell nuclei (blue) at a concentration of 1.43µM.



2011 Abcam

Immunocytochemistry/ Immunofluorescence - Anti-Bik antibody (ab52182)

Image courtesy of an anonymous Abreview.

ab52182 staining Bik in human Jurkat cells by Immunocytochemistry/ Immunofluorescence. The cells were fixed in paraformaldehyde, permeabilised in 0.5% Triton X and then blocked using 3% serum for 3 hours at 23°C. Samples were then incubated with primary antibody at 1/100 for 16 hours at 23°C. The secondary antibody used was a goat anti-rabbit IgG conjugated to Alexa Fluor® 647 (pink) used at a 1/1000 dilution.

Please note: All products are "FOR RESEARCH USE ONLY. NOT FOR USE IN DIAGNOSTIC PROCEDURES"

Our Abpromise to you: Quality guaranteed and expert technical support

- Replacement or refund for products not performing as stated on the datasheet
- Valid for 12 months from date of delivery
- Response to your inquiry within 24 hours

- We provide support in Chinese, English, French, German, Japanese and Spanish
- Extensive multi-media technical resources to help you
- We investigate all quality concerns to ensure our products perform to the highest standards

If the product does not perform as described on this datasheet, we will offer a refund or replacement. For full details of the Abpromise, please visit <https://www.abcam.co.jp/abpromise> or contact our technical team.

Terms and conditions

- Guarantee only valid for products bought direct from Abcam or one of our authorized distributors