

# Anti-BAFF-R antibody ab5965

**9 References**   [画像数 4](#)

### 製品の概要

製品名	Anti-BAFF-R antibody
製品の詳細	Rabbit polyclonal to BAFF-R
由来種	Rabbit
アプリケーション	<b>適用あり:</b> WB, IHC-P
種交差性	<b>交差種:</b> Mouse, Rat, Human
免疫原	Synthetic peptide corresponding to Human BAFF-R (C terminal). (Peptide available as <a href="#">ab6086</a> )
ポジティブ・コントロール	WB: Human, Mouse or Rat spleen tissue lysate. IHC: human lymphoid tissue (see review), human tonsil tissue
特記事項	<p>The Life Science industry has been in the grips of a reproducibility crisis for a number of years. Abcam is leading the way in addressing this with our range of recombinant monoclonal antibodies and knockout edited cell lines for gold-standard validation. Please check that this product meets your needs before purchasing.</p> <p>If you have any questions, special requirements or concerns, please send us an inquiry and/or contact our Support team ahead of purchase. Recommended alternatives for this product can be found below, along with publications, customer reviews and Q&amp;As</p>

### 製品の特性

製品の状態	Liquid
保存方法	Shipped at 4°C. Store at +4°C short term (1-2 weeks). Store at -20°C. Avoid freeze / thaw cycle. Stable for 12 months at -20°C.
バッファー	pH: 7.2 Preservative: 0.02% Sodium azide
精製度	Immunogen affinity purified
特記事項 (精製)	BAFF-R Antibody is affinity chromatography purified via peptide column.
ポリ/モノ	ポリクローナル
アイソタイプ	IgG

### アプリケーション

## The Abpromise guarantee

**Abpromise保証は、次のテスト済みアプリケーションにおけるab5965の使用に適用されます**

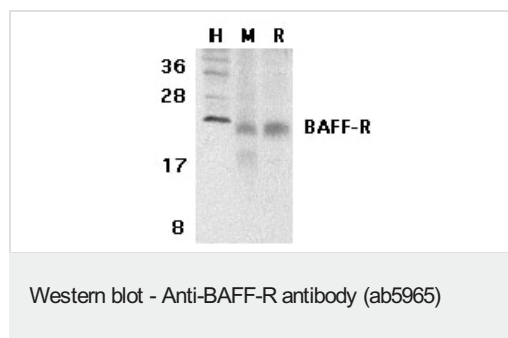
アプリケーションノートには、推奨の開始希釈率がありますが、適切な希釈率につきましてはご検討ください。

アプリケーション	Abreviews	特記事項
WB		Use a concentration of 2 - 5 µg/ml. Predicted molecular weight: 19 kDa.
IHC-P		1/1000 - 1/2000.

## ターゲット情報

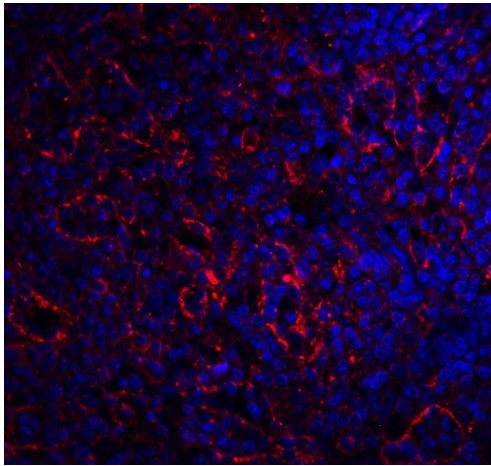
機能	B-cell receptor specific for TNFSF13B/TALL1/BAFF/BLyS. Promotes the survival of mature B-cells and the B-cell response.
組織特異性	Highly expressed in spleen and lymph node, and in resting B-cells. Detected at lower levels in activated B-cells, resting CD4+ T-cells, in thymus and peripheral blood leukocytes.
関連疾患	Defects in TNFRSF13C are the cause of immunodeficiency common variable type 4 (CVID4) [MIM:613494]; also called antibody deficiency due to BAFFR defect. CVID4 is a primary immunodeficiency characterized by antibody deficiency, hypogammaglobulinemia, recurrent bacterial infections and an inability to mount an antibody response to antigen. The defect results from a failure of B-cell differentiation and impaired secretion of immunoglobulins; the numbers of circulating B cells is usually in the normal range, but can be low.
配列類似性	Contains 1 TNFR-Cys repeat.
細胞内局在	Membrane.

## 画像



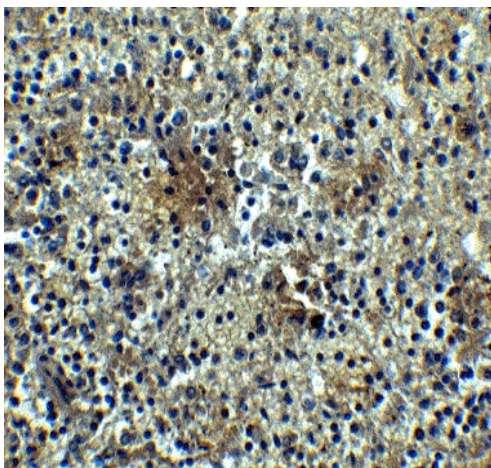
Western blot analysis of BAFF-R in human (H), mouse (M), and rat (R) spleen tissue lysates with ab5965 at 5 µg/ml.

Western blot analysis of BAFF-R in human (H), mouse (M), and rat (R) spleen tissue lysates with ab5965 at 5 µg/ml.



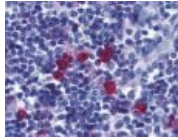
Immunohistochemistry (Formalin-fixed paraffin embedded sections) of human spleen tissue labeling BAFF-R with Anti-BAFF-R antibody (ab5965) at 20µg/ml.

Immunohistochemistry (Formalin/PFA-fixed paraffin-embedded sections) - Anti-BAFF-R antibody (ab5965)



Immunohistochemistry of BAFF-R in human spleen tissue with BAFF-R antibody at 5 µg/ml.

Immunohistochemistry (Formalin/PFA-fixed paraffin-embedded sections) - Anti-BAFF-R antibody (ab5965)



Immunohistochemistry (formalin-fixed paraffin-embedded) of BAFF-R in human tonsil tissue with ab5965 at 5 ug/ml.

Immunohistochemistry (Formalin/PFA-fixed paraffin-embedded sections) - Anti-BAFF-R antibody (ab5965)

**Please note:** All products are "FOR RESEARCH USE ONLY. NOT FOR USE IN DIAGNOSTIC PROCEDURES"

### Our Abpromise to you: Quality guaranteed and expert technical support

---

- Replacement or refund for products not performing as stated on the datasheet
- Valid for 12 months from date of delivery
- Response to your inquiry within 24 hours
- We provide support in Chinese, English, French, German, Japanese and Spanish
- Extensive multi-media technical resources to help you
- We investigate all quality concerns to ensure our products perform to the highest standards

If the product does not perform as described on this datasheet, we will offer a refund or replacement. For full details of the Abpromise, please visit <https://www.abcam.co.jp/abpromise> or contact our technical team.

### Terms and conditions

---

- Guarantee only valid for products bought direct from Abcam or one of our authorized distributors