


### Anti-ASC1 antibody ab70627

★★★★☆ **2 Abreviews**   **9 References**   画像数 3

#### 製品の概要

製品名	Anti-ASC1 antibody
製品の詳細	Rabbit polyclonal to ASC1
由来種	Rabbit
アプリケーション	<b>適用あり:</b> IHC-P, WB, IP
種交差性	<b>交差種:</b> Mouse, Human <b>交差が予測される動物種:</b> Dog, Chimpanzee, Ferret, Rhesus monkey, Gorilla 
免疫原	Synthetic peptide, corresponding to amino acids 225-275 of Human ASC1 (NP_057297.2)
ポジティブ・コントロール	HeLa whole cell lysate ( <b>ab150035</b> ) 293T whole cell lysate NIH3T3 whole cell lysate
特記事項	<p>The Life Science industry has been in the grips of a reproducibility crisis for a number of years. Abcam is leading the way in addressing this with our range of recombinant monoclonal antibodies and knockout edited cell lines for gold-standard validation. Please check that this product meets your needs before purchasing.</p> <p>If you have any questions, special requirements or concerns, please send us an inquiry and/or contact our Support team ahead of purchase. Recommended alternatives for this product can be found below, along with publications, customer reviews and Q&amp;As</p>

#### 製品の特性

製品の状態	Liquid
保存方法	Shipped at 4°C. Upon delivery aliquot and store at -20°C. Avoid freeze / thaw cycles.
バッファー	<p>pH: 7</p> <p>Preservative: 0.09% Sodium azide</p> <p>Constituents: 1.815% Tris, 1.764% Sodium citrate, 0.021% PBS</p>
精製度	Immunogen affinity purified
ポリ/モノ	ポリクローナル
アイソタイプ	IgG

#### アプリケーション

The Abpromise guarantee   Abpromise保証は、 次のテスト済みアプリケーションにおけるab70627の使用に適用されます

アプリケーションノートには、推奨の開始希釈率がありますが、適切な希釈率につきましてはご確認ください。

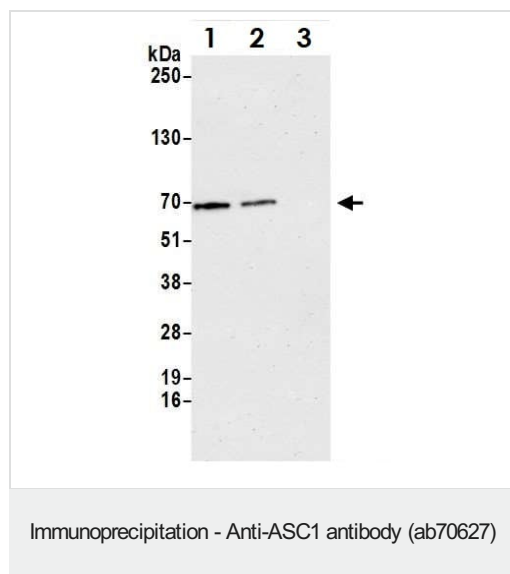
アプリケーション	Abreviews	特記事項
IHC-P		1/500 - 1/2000. Perform heat mediated antigen retrieval with citrate buffer pH 6 before commencing with IHC staining protocol.
WB	★★★★★ (2)	1/1000 - 1/5000. Detects a band of approximately 66 kDa (predicted molecular weight: 66 kDa).
IP		Use at 2-5 µg/mg of lysate.

## ターゲット情報

**機能** Transcription coactivator of nuclear receptors which functions in conjunction with CBP-p300 and SRC-1 and may play an important role in establishing distinct coactivator complexes under different cellular conditions. Plays a pivotal role in the transactivation of NF-kappa-B, SRF and AP1. Acts as a mediator of transrepression between nuclear receptor and either AP1 or NF-kappa-B. Plays a role in androgen receptor transactivation and in testicular function.

**細胞内局在** Nucleus. Cytoplasm. Cytoplasmic under conditions of serum deprivation.

## 画像



ASC1 was immunoprecipitated from HeLa whole cell lysate (1 mg per IP reaction, 20% loaded) with ab70627 at 3 µg per reaction.

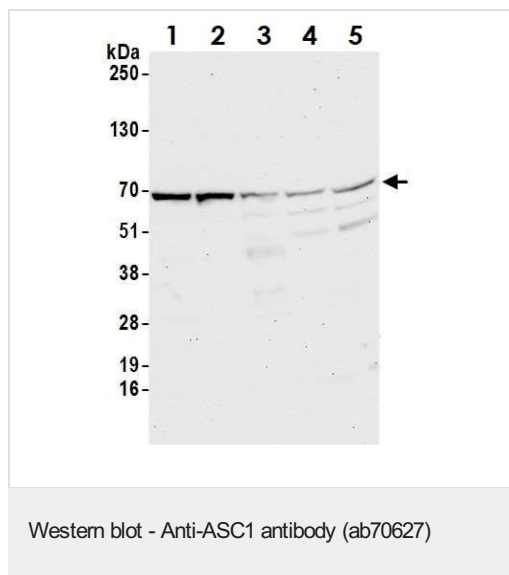
Western blot was performed on the immunoprecipitate using ab70627 at 1 µg/mL.

Lane 1: ab70627 IP in HeLa whole cell lysate.

Lane 2: ab70627 IP in HeLa whole cell lysate.

Lane 3: Control IgG in HeLa whole cell lysate.

Detection: Chemiluminescence with an exposure time of 3 minutes



**All lanes :** Anti-ASC1 antibody (ab70627) at 0.1 µg/ml

**Lane 1 :** HeLa whole cell lysate

**Lane 2 :** HEK293T whole cell lysate

**Lane 3 :** Jurkat whole cell lysate

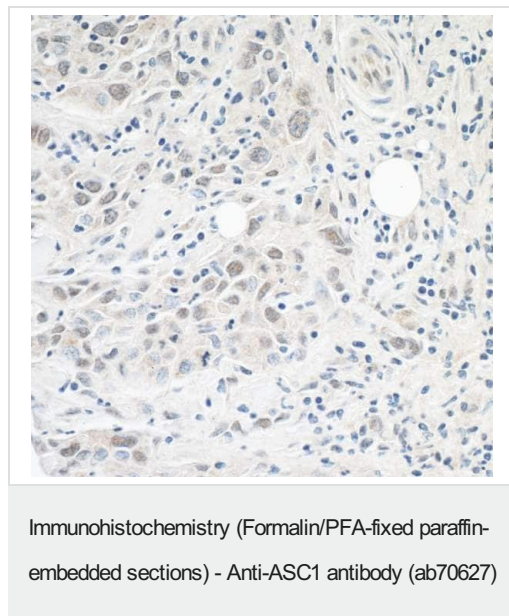
**Lane 4 :** TCMK-1 whole cell lysate

**Lane 5 :** NIH/3T3 whole cell lysate

Lysates/proteins at 50 µg per lane.

**Predicted band size:** 66 kDa

**Exposure time:** 30 seconds



Immunohistochemistry (Formalin/PFA-fixed paraffin-embedded sections) analysis of human breast carcinoma tissue labelling ASC1 with ab70627 at 1/1000 dilution.

**Please note:** All products are "FOR RESEARCH USE ONLY. NOT FOR USE IN DIAGNOSTIC PROCEDURES"

**Our Abpromise to you: Quality guaranteed and expert technical support**

- Replacement or refund for products not performing as stated on the datasheet

- Valid for 12 months from date of delivery
- Response to your inquiry within 24 hours
- We provide support in Chinese, English, French, German, Japanese and Spanish
- Extensive multi-media technical resources to help you
- We investigate all quality concerns to ensure our products perform to the highest standards

If the product does not perform as described on this datasheet, we will offer a refund or replacement. For full details of the Abpromise, please visit <https://www.abcam.co.jp/abpromise> or contact our technical team.

#### **Terms and conditions**

---

- Guarantee only valid for products bought direct from Abcam or one of our authorized distributors