


### Anti-ASAH2 antibody ab113369

画像数 2

#### 製品の概要

製品名	Anti-ASAH2 antibody
製品の詳細	Rabbit polyclonal to ASAH2
由来種	Rabbit
アプリケーション	<b>適用あり:</b> WB, IHC-P
種交差性	<b>交差種:</b> Human <b>交差が予測される動物種:</b> Mouse, Rat 
免疫原	Synthetic peptide containing 17 residues from the C-terminal region of Human ASAH2.
ポジティブ・コントロール	Human small intestine tissue; 293 cell lysate.
特記事項	<p>The Life Science industry has been in the grips of a reproducibility crisis for a number of years. Abcam is leading the way in addressing this with our range of recombinant monoclonal antibodies and knockout edited cell lines for gold-standard validation. Please check that this product meets your needs before purchasing.</p> <p>If you have any questions, special requirements or concerns, please send us an inquiry and/or contact our Support team ahead of purchase. Recommended alternatives for this product can be found below, along with publications, customer reviews and Q&amp;As</p>

#### 製品の特性

製品の状態	Liquid
保存方法	Shipped at 4°C. Store at +4°C short term (1-2 weeks). Store at -20°C or -80°C. Avoid freeze / thaw cycle.
バッファー	pH: 7.4 Preservative: 0.02% Sodium azide Constituent: 99% PBS
精製度	Immunogen affinity purified
ポリ/モノ	ポリクローナル
アイソタイプ	IgG

#### アプリケーション

## The Abpromise guarantee

Abpromise保証は、次のテスト済みアプリケーションにおけるab113369の使用に適用されます

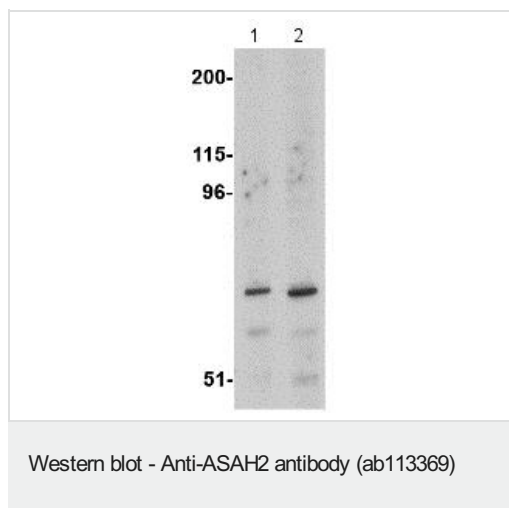
アプリケーションノートには、推奨の開始希釈率がありますが、適切な希釈率につきましてはご検討ください。

アプリケーション	Abreviews	特記事項
WB		Use a concentration of 1 µg/ml. Predicted molecular weight: 86 kDa.
IHC-P		Use a concentration of 5 µg/ml.

## ターゲット情報

機能	Hydrolyzes the sphingolipid ceramide into sphingosine and free fatty acid at an optimal pH of 6.5-8.5. Acts as a key regulator of sphingolipid signaling metabolites by generating sphingosine at the cell surface. Acts as a repressor of apoptosis both by reducing C16-ceramide, thereby preventing ceramide-induced apoptosis, and generating sphingosine, a precursor of the antiapoptotic factor sphingosine 1-phosphate. Probably involved in the digestion of dietary sphingolipids in intestine by acting as a key enzyme for the catabolism of dietary sphingolipids and regulating the levels of bioactive sphingolipid metabolites in the intestinal tract.
組織特異性	Primarily expressed in the intestine (PubMed:17334805). Ubiquitously expressed with higher levels in kidney, skeletal muscle and heart (PubMed:10781606). According to PubMed:17334805, ubiquitous expression attributed to ASAH2 may be actually that of the paralog ASAH2B.
配列類似性	Belongs to the neutral ceramidase family.
翻訳後修飾	N-glycosylated. Required for enzyme activity. O-glycosylated. Required to retain it as a type II membrane protein at the cell surface. Phosphorylated. May prevent ubiquitination and subsequent degradation. Ubiquitinated, leading to its degradation by the proteasome. Ubiquitination is triggered by nitric oxid.
細胞内局在	Cell membrane. The neutral ceramidase soluble form is a secreted protein. According to PubMed:10781606, it is mitochondrial. However, they used a shorter form in its N-terminus, which may explain this localization which probably does not exist in vivo.

## 画像

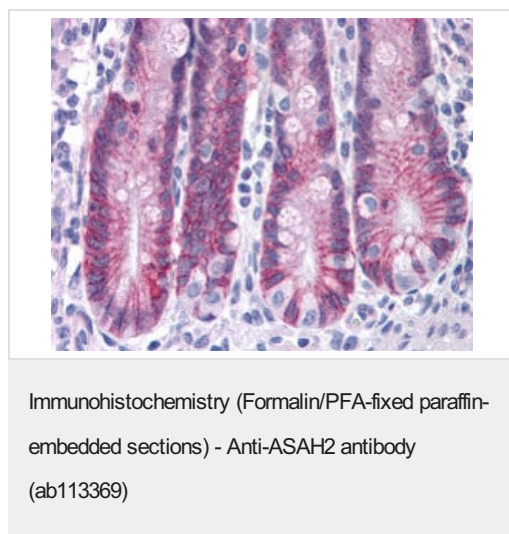


**Lane 1 :** Anti-ASAH2 antibody (ab113369) at 1 µg/ml

**Lane 2 :** Anti-ASAH2 antibody (ab113369) at 2 µg/ml

**All lanes :** 293 cell lysate

**Predicted band size:** 86 kDa



ab113369 at 5ug/ml staining ASAH2 in formalin-fixed paraffin-embedded Human small intestine by immunohistochemistry.

**Please note:** All products are "FOR RESEARCH USE ONLY. NOT FOR USE IN DIAGNOSTIC PROCEDURES"

### Our Abpromise to you: Quality guaranteed and expert technical support

- Replacement or refund for products not performing as stated on the datasheet
- Valid for 12 months from date of delivery
- Response to your inquiry within 24 hours
- We provide support in Chinese, English, French, German, Japanese and Spanish
- Extensive multi-media technical resources to help you
- We investigate all quality concerns to ensure our products perform to the highest standards

If the product does not perform as described on this datasheet, we will offer a refund or replacement. For full details of the Abpromise, please visit <https://www.abcam.co.jp/abpromise> or contact our technical team.

### Terms and conditions

- Guarantee only valid for products bought direct from Abcam or one of our authorized distributors