


Anti-AS3 antibody ab84918

1 References [画像数 3](#)

製品の概要

製品名	Anti-AS3 antibody
製品の詳細	Rabbit polyclonal to AS3
由来種	Rabbit
アプリケーション	適用あり: IHC-P
種交差性	交差種: Mouse, Human 交差が予測される動物種: Chimpanzee, Gorilla, Orangutan 
免疫原	Synthetic peptide corresponding to Human AS3 aa 1200-1300. Database link: Q9NTI5
ポジティブ・コントロール	Human controls: Breast Carcinoma, Ovarian Carcinoma, Prostate Carcinoma, Skin Basal Cell Carcinoma, Testicular Seminoma Mouse control: Squamous Cell Carcinoma
特記事項	<p>The Life Science industry has been in the grips of a reproducibility crisis for a number of years. Abcam is leading the way in addressing this with our range of recombinant monoclonal antibodies and knockout edited cell lines for gold-standard validation. Please check that this product meets your needs before purchasing.</p> <p>If you have any questions, special requirements or concerns, please send us an inquiry and/or contact our Support team ahead of purchase. Recommended alternatives for this product can be found below, along with publications, customer reviews and Q&As</p>

製品の特性

製品の状態	Liquid
保存方法	Shipped at 4°C. Upon delivery aliquot and store at -20°C. Avoid freeze / thaw cycles.
バッファー	pH: 6.8 Preservative: 0.09% Sodium azide Constituents: 0.1% BSA, Tris buffered saline
精製度	Immunogen affinity purified
特記事項 (精製)	ab84918 was affinity purified using an epitope specific to AS3 immobilized on solid support. Antibody concentration was determined by extinction coefficient: absorbance at 280 nm of 1.4 equals 1.0 mg of IgG.
ポリ/モノ	ポリクローナル

アプリケーション

The Abpromise guarantee **Abpromise保証は、** 次のテスト済みアプリケーションにおけるab84918の使用に適用されます
アプリケーションノートには、推奨の開始希釈率がありますが、適切な希釈率につきましてはご検討ください。

アプリケーション	Abreviews	特記事項
IHC-P		

追加情報

IHC-P: 1/100 - 1/500. Epitope exposure is recommended. Epitope exposure with citrate buffer will enhance staining.

Likely to work with frozen sections.

Not yet tested in other applications.

Optimal dilutions/concentrations should be determined by the end user.

ターゲット情報

機能

Regulator of sister chromatid cohesion in mitosis which may stabilize cohesin complex association with chromatin. May couple sister chromatid cohesion during mitosis to DNA replication. Cohesion ensures that chromosome partitioning is accurate in both meiotic and mitotic cells and plays an important role in DNA repair. Plays a role in androgen-induced proliferative arrest in prostate cells.

組織特異性

Widely expressed.

配列類似性

Belongs to the PDS5 family.

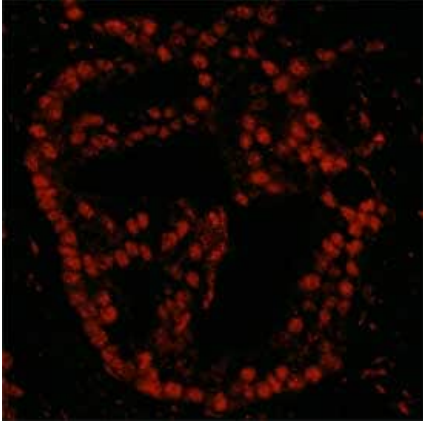
Contains 3 A.T hook DNA-binding domains.

Contains 1 HEAT repeat.

細胞内局在

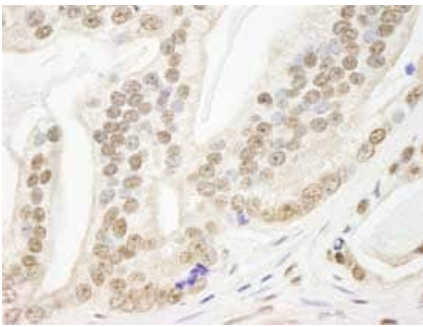
Nucleus.

画像



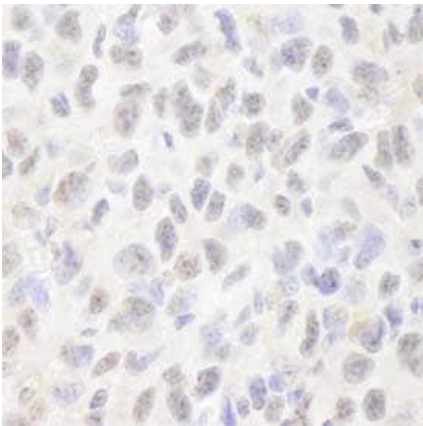
Immunohistochemistry (Formalin/PFA-fixed paraffin-embedded sections) - Anti-AS3 antibody (ab84918)

ab84918, at a 1/100 dilution, staining AS3 in formalin fixed, paraffin embedded human prostate carcinoma by Immunohistochemistry. Detection: a Red fluorescent goat anti-rabbit IgG highly cross adsorbed antibody at a dilution of 1/100.



Immunohistochemistry (Formalin/PFA-fixed paraffin-embedded sections) - Anti-AS3 antibody (ab84918)

ab84918, at a 1/250 dilution, staining AS3 in formalin fixed, paraffin embedded human prostate carcinoma by Immunohistochemistry, using DAB staining.



Immunohistochemistry (Formalin/PFA-fixed paraffin-embedded sections) - Anti-AS3 antibody (ab84918)

ab84918, at a 1/250 dilution, staining AS3 in formalin fixed, paraffin embedded mouse squamous cell carcinoma by Immunohistochemistry, using DAB staining.

Please note: All products are "FOR RESEARCH USE ONLY. NOT FOR USE IN DIAGNOSTIC PROCEDURES"

Our Abpromise to you: Quality guaranteed and expert technical support

- Replacement or refund for products not performing as stated on the datasheet
- Valid for 12 months from date of delivery
- Response to your inquiry within 24 hours
- We provide support in Chinese, English, French, German, Japanese and Spanish
- Extensive multi-media technical resources to help you
- We investigate all quality concerns to ensure our products perform to the highest standards

If the product does not perform as described on this datasheet, we will offer a refund or replacement. For full details of the Abpromise, please visit <https://www.abcam.co.jp/abpromise> or contact our technical team.

Terms and conditions

- Guarantee only valid for products bought direct from Abcam or one of our authorized distributors