


### Anti-AS3 antibody ab70298

[2 References](#) [画像数 3](#)

#### 製品の概要

---

製品名	Anti-AS3 antibody
製品の詳細	Rabbit polyclonal to AS3
由来種	Rabbit
アプリケーション	<b>適用あり:</b> WB, IP, IHC-P
種交差性	<b>交差種:</b> Mouse, Human <b>交差が予測される動物種:</b> Chimpanzee, Gorilla, Orangutan 
免疫原	Synthetic peptide. This information is proprietary to Abcam and/or its suppliers.
ポジティブ・コントロール	HeLa, 293T and NIH3T3 whole cell lysates.
特記事項	<p>The Life Science industry has been in the grips of a reproducibility crisis for a number of years. Abcam is leading the way in addressing this with our range of recombinant monoclonal antibodies and knockout edited cell lines for gold-standard validation. Please check that this product meets your needs before purchasing.</p> <p>If you have any questions, special requirements or concerns, please send us an inquiry and/or contact our Support team ahead of purchase. Recommended alternatives for this product can be found below, along with publications, customer reviews and Q&amp;As</p>

#### 製品の特性

---

製品の状態	Liquid
保存方法	Shipped at 4°C. Upon delivery aliquot and store at -20°C. Avoid freeze / thaw cycles.
バッファー	pH: 6.8 Preservative: 0.09% Sodium azide Constituents: 0.1% BSA, Tris buffered saline
精製度	Immunogen affinity purified
特記事項(精製)	ab70298 was affinity purified using an epitope specific to AS3 immobilized on solid support.
ポリモノ	ポリクローナル
アイソタイプ	IgG

#### アプリケーション

---

## The Abpromise guarantee

**Abpromise保証は、次のテスト済みアプリケーションにおけるab70298の使用に適用されます**

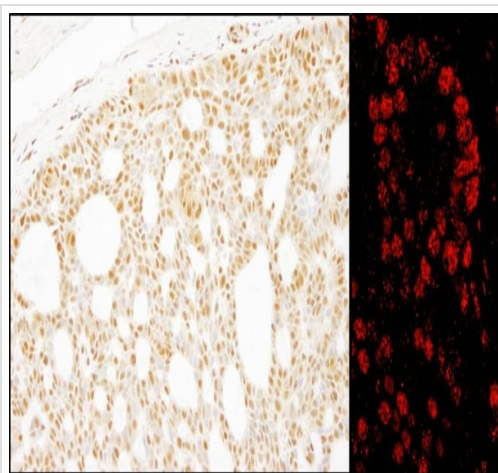
アプリケーションノートには、推奨の開始希釈率がありますが、適切な希釈率につきましてはご検討ください。

アプリケーション	Abreviews	特記事項
WB		1/2000 - 1/10000. Detects a band of approximately 170 kDa (predicted molecular weight: 165 kDa).
IP		Use at 2-5 µg/mg of lysate.
IHC-P		1/100 - 1/500. Perform heat mediated antigen retrieval with citrate buffer pH 6 before commencing with IHC staining protocol.

## ターゲット情報

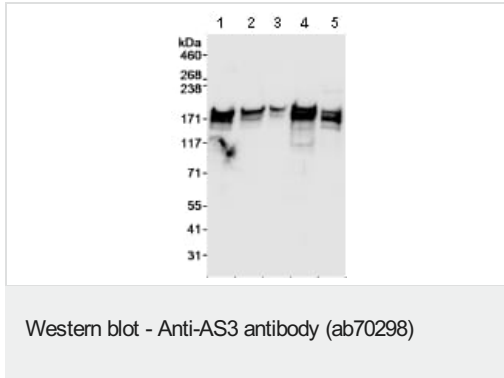
機能	Regulator of sister chromatid cohesion in mitosis which may stabilize cohesin complex association with chromatin. May couple sister chromatid cohesion during mitosis to DNA replication. Cohesion ensures that chromosome partitioning is accurate in both meiotic and mitotic cells and plays an important role in DNA repair. Plays a role in androgen-induced proliferative arrest in prostate cells.
組織特異性	Widely expressed.
配列類似性	Belongs to the PDS5 family. Contains 3 A.T hook DNA-binding domains. Contains 1 HEAT repeat.
細胞内局在	Nucleus.

## 画像



Immunohistochemistry (Formalin/PFA-fixed paraffin-embedded sections) analysis of human skin carcinoma (left) and prostate carcinoma (right) tissues labelling AS3 with ab70298 at 1/200 (1µg/ml) and 1/80 (2.5µg/ml). Detection: DAB and DyLight® 594-conjugated goat anti-rabbit IgG (1/100).

Immunohistochemistry (Formalin/PFA-fixed paraffin-embedded sections) - Anti-AS3 antibody (ab70298)



**All lanes :** Anti-AS3 antibody (ab70298) at 0.04 µg/ml

**Lane 1 :** HeLa whole cell lysate at 50 µg

**Lane 2 :** HeLa whole cell lysate at 15 µg

**Lane 3 :** HeLa whole cell lysate at 5 µg

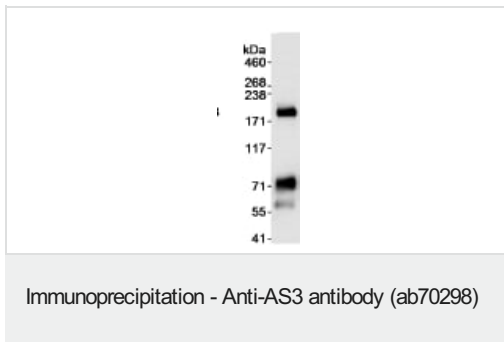
**Lane 4 :** 293T whole cell lysate at 50 µg

**Lane 5 :** NIH3T3 whole cell lysate at 50 µg

**Predicted band size:** 165 kDa

**Observed band size:** 170 kDa

**Exposure time:** 30 seconds



Western Blot showing ab70298 at 0.1µg/ml staining AS3 in HeLa whole cell lysates immunoprecipitated using ab70298 at 3µg/mg lysate (1 mg/IP loaded/lane).

**Please note:** All products are "FOR RESEARCH USE ONLY. NOT FOR USE IN DIAGNOSTIC PROCEDURES"

### Our Abpromise to you: Quality guaranteed and expert technical support

- Replacement or refund for products not performing as stated on the datasheet
- Valid for 12 months from date of delivery
- Response to your inquiry within 24 hours
- We provide support in Chinese, English, French, German, Japanese and Spanish
- Extensive multi-media technical resources to help you
- We investigate all quality concerns to ensure our products perform to the highest standards

If the product does not perform as described on this datasheet, we will offer a refund or replacement. For full details of the Abpromise, please visit <https://www.abcam.co.jp/abpromise> or contact our technical team.

### Terms and conditions

- Guarantee only valid for products bought direct from Abcam or one of our authorized distributors