


Anti-ARIP4 antibody ab86063

1 References [画像数 3](#)

製品の概要

製品名	Anti-ARIP4 antibody
製品の詳細	Rabbit polyclonal to ARIP4
由来種	Rabbit
アプリケーション	適用あり: WB, IP, IHC-P
種交差性	交差種: Human 交差が予測される動物種: Mouse, Rat, Rabbit, Horse, Guinea pig, Cow, Dog, Pig, Chimpanzee, Ferret, Gorilla, Chinese hamster, Elephant 
免疫原	Synthetic peptide corresponding to Human ARIP4 aa 75-125. Database link: NP_055921.2
ポジティブ・コントロール	HeLa whole cell lysate.
特記事項	<p>The Life Science industry has been in the grips of a reproducibility crisis for a number of years. Abcam is leading the way in addressing this with our range of recombinant monoclonal antibodies and knockout edited cell lines for gold-standard validation. Please check that this product meets your needs before purchasing.</p> <p>If you have any questions, special requirements or concerns, please send us an inquiry and/or contact our Support team ahead of purchase. Recommended alternatives for this product can be found below, along with publications, customer reviews and Q&As</p>

製品の特性

製品の状態	Liquid
保存方法	Shipped at 4°C. Upon delivery aliquot and store at -20°C. Avoid freeze / thaw cycles.
バッファー	pH: 6.8 Preservative: 0.09% Sodium azide Constituents: 0.1% BSA, Tris buffered saline
精製度	Immunogen affinity purified
特記事項 (精製)	ab86063 was affinity purified using an epitope specific to ARIP4 immobilized on solid support.
ポリ/モノ	ポリクローナル
アイソタイプ	IgG

アプリケーション

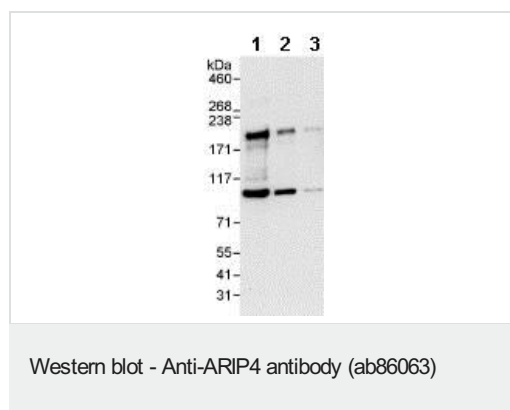
The Abpromise guarantee Abpromise保証は、 次のテスト済みアプリケーションにおけるab86063の使用に適用されます
アプリケーションノートには、推奨の開始希釈率がありますが、適切な希釈率につきましてはご検討ください。

アプリケーション	Abreviews	特記事項
WB		1/2000 - 1/10000. Detects a band of approximately 190 kDa (predicted molecular weight: 163 kDa).
IP		Use at 2-5 µg/mg of lysate.
IHC-P		1/100 - 1/500. Perform heat mediated antigen retrieval with citrate buffer pH 6 before commencing with IHC staining protocol.

ターゲット情報

機能	DNA helicase that modulates androgen receptor (AR)-dependent transactivation in a promoter-dependent manner. Not able to remodel mononucleosomes in vitro.
配列類似性	Belongs to the SNF2/RAD54 helicase family. Contains 1 helicase ATP-binding domain. Contains 1 helicase C-terminal domain.
ドメイン	Leu-Xaa-Xaa-Leu-Leu (LXXLL) motifs are known to be important for the association with nuclear receptors.
翻訳後修飾	Sumoylated.
細胞内局在	Nucleus. Localizes in speckle-like nuclear compartments.

画像



All lanes : Anti-ARIP4 antibody (ab86063) at 0.04 µg/ml

Lane 1 : HeLa whole cell lysate at 50 µg

Lane 2 : HeLa whole cell lysate at 15 µg

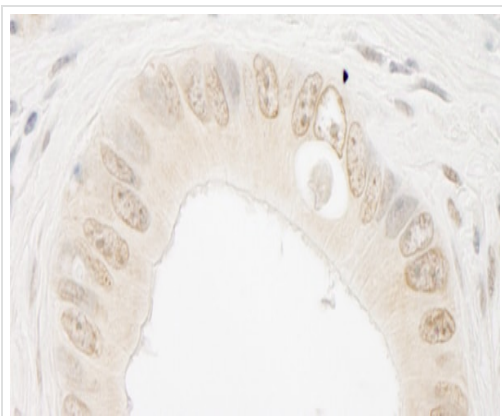
Lane 3 : HeLa whole cell lysate at 5 µg

Predicted band size: 163 kDa

Observed band size: 190 kDa

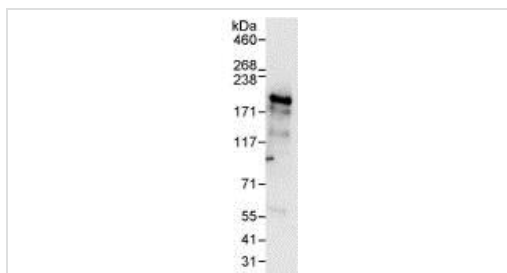
Additional bands at: 100 kDa. We are unsure as to the identity of these extra bands.

Exposure time: 30 seconds



Immunohistochemistry (Formalin/PFA-fixed paraffin-embedded sections) - Anti-ARIP4 antibody (ab86063)

Immunohistochemistry (Formalin/PFA-fixed paraffin-embedded sections) analysis of human colon carcinoma tissue labelling ARIP4 with ab86063 at 1/1200 (1µg/ml). Detection: DAB.



Immunoprecipitation - Anti-ARIP4 antibody (ab86063)

Detection of ARIP4 by Western Blot of Immunoprecipitate. ab86063 at 1µg/ml staining ARIP4 in HeLa whole cell lysate immunoprecipitated using ab86063 at 3µg/mg lysate (1 mg/IP; 20% of IP loaded/lane). Detection: Chemiluminescence with exposure time of 3 seconds.

Please note: All products are "FOR RESEARCH USE ONLY. NOT FOR USE IN DIAGNOSTIC PROCEDURES"

Our Abpromise to you: Quality guaranteed and expert technical support

- Replacement or refund for products not performing as stated on the datasheet
- Valid for 12 months from date of delivery
- Response to your inquiry within 24 hours
- We provide support in Chinese, English, French, German, Japanese and Spanish
- Extensive multi-media technical resources to help you
- We investigate all quality concerns to ensure our products perform to the highest standards

If the product does not perform as described on this datasheet, we will offer a refund or replacement. For full details of the Abpromise, please visit <https://www.abcam.co.jp/abpromise> or contact our technical team.

Terms and conditions

- Guarantee only valid for products bought direct from Abcam or one of our authorized distributors

