


Anti-APP-1 antibody ab101492

1 [References](#) **画像数** [2](#)

製品の概要

製品名	Anti-APP-1 antibody
製品の詳細	Rabbit polyclonal to APP-1
由来種	Rabbit
アプリケーション	適用あり: IHC-P
種交差性	交差種: Mouse, Human 交差が予測される動物種: Rat, Horse, Guinea pig, Cow, Dog, Pig, Chimpanzee, Rhesus monkey, Gorilla, Orangutan, Platypus 
免疫原	Synthetic peptide corresponding to Human APP-1 aa 525-575 (internal sequence). Database link: NP_003810.1
ポジティブ・コントロール	Human Bladder Cell Carcinoma, Breast Carcinoma, Colon Carcinoma, Ovarian Carcinoma and Prostate Carcinoma. Mouse Teratoma.
特記事項	<p>The Life Science industry has been in the grips of a reproducibility crisis for a number of years. Abcam is leading the way in addressing this with our range of recombinant monoclonal antibodies and knockout edited cell lines for gold-standard validation. Please check that this product meets your needs before purchasing.</p> <p>If you have any questions, special requirements or concerns, please send us an inquiry and/or contact our Support team ahead of purchase. Recommended alternatives for this product can be found below, along with publications, customer reviews and Q&As</p>

製品の特性

製品の状態	Liquid
保存方法	Shipped at 4°C. Upon delivery aliquot and store at -20°C. Avoid freeze / thaw cycles.
バッファー	pH: 6.8 Preservative: 0.09% Sodium azide Constituents: 0.1% BSA, Tris buffered saline
精製度	Immunogen affinity purified
ポリ/モノ	ポリクローナル
アイソタイプ	IgG

アプリケーション

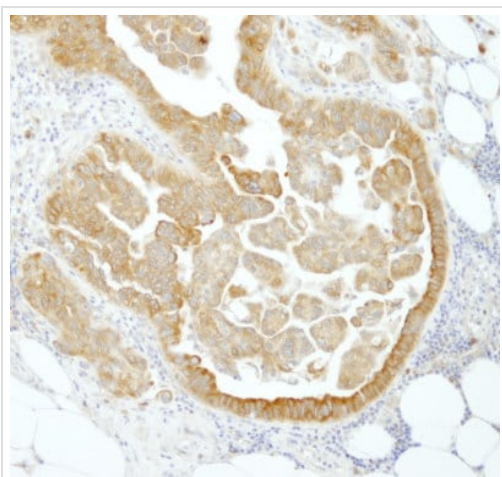
The Abpromise guarantee Abpromise保証は、 次のテスト済みアプリケーションにおけるab101492の使用に適用されます
アプリケーションノートには、推奨の開始希釈率がありますが、適切な希釈率につきましてはご検討ください。

アプリケーション	Abreviews	特記事項
IHC-P		1/100 - 1/500. Antigen retrieval is recommended. Antigen retrieval with citrate buffer will enhance staining.

ターゲット情報

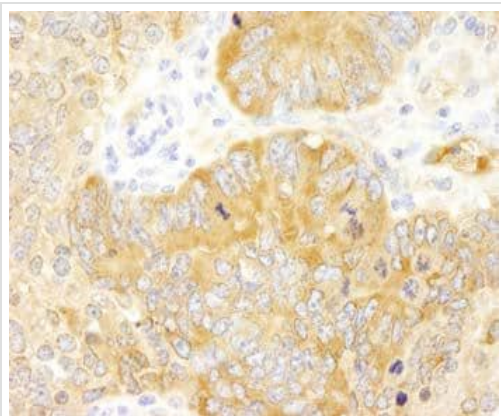
機能	Binds the poly(A) tail of mRNA. May be involved in cytoplasmic regulatory processes of mRNA metabolism. Can probably bind to cytoplasmic RNA sequences other than poly(A) in vivo.
組織特異性	Expressed at low levels in resting normal T cells; following T-cell activation, however, mRNA levels are rapidly up-regulated.
配列類似性	Belongs to the polyadenylate-binding protein type-1 family. Contains 1 PABC domain. Contains 4 RRM (RNA recognition motif) domains.
翻訳後修飾	Arg-518 is dimethylated, probably to asymmetric dimethylarginine.
細胞内局在	Cytoplasm. Localized in cytoplasmic mRNP granules containing untranslated mRNAs.

画像



ab101492 at 1/250 dilution staining APP-1 in a Formalin-fixed, paraffin-embedded section of Human ovarian carcinoma by Immunohistochemistry (Formalin/PFA-fixed paraffin-embedded sections). Detection utilised DAB.

Immunohistochemistry (Formalin/PFA-fixed paraffin-embedded sections) - Anti-APP-1 antibody (ab101492)



Immunohistochemistry (Formalin/PFA-fixed paraffin-embedded sections) - Anti-APP-1 antibody (ab101492)

ab101492 at 1/250 dilution staining APP-1 in a formalin-fixed, paraffin-embedded section of mouse teratoma by Immunohistochemistry (Formalin/PFA-fixed paraffin-embedded sections). Detection utilised DAB.

Please note: All products are "FOR RESEARCH USE ONLY. NOT FOR USE IN DIAGNOSTIC PROCEDURES"

Our Abpromise to you: Quality guaranteed and expert technical support

- Replacement or refund for products not performing as stated on the datasheet
- Valid for 12 months from date of delivery
- Response to your inquiry within 24 hours
- We provide support in Chinese, English, French, German, Japanese and Spanish
- Extensive multi-media technical resources to help you
- We investigate all quality concerns to ensure our products perform to the highest standards

If the product does not perform as described on this datasheet, we will offer a refund or replacement. For full details of the Abpromise, please visit <https://www.abcam.co.jp/abpromise> or contact our technical team.

Terms and conditions

- Guarantee only valid for products bought direct from Abcam or one of our authorized distributors