

### APC Anti-Cytokeratin 19 antibody [EPR1579Y] ab221255

リコンビナント **RabMAb**

画像数 2

#### 製品の概要

製品名	APC Anti-Cytokeratin 19 antibody [EPR1579Y]
製品の詳細	APC Rabbit monoclonal [EPR1579Y] to Cytokeratin 19
由来種	Rabbit
標識	APC. Ex: 645nm, Em: 660nm
アプリケーション	<b>適用あり:</b> Flow Cyt (Intra)
種交差性	<b>交差種:</b> Human
免疫原	Synthetic peptide within Human Cytokeratin 19 (N terminal). The exact sequence is proprietary. Database link: <a href="#">P08727</a>
ポジティブ・コントロール	Flow Cyt (intra): MCF7 cells
特記事項	<p>This product is a recombinant monoclonal antibody, which offers several advantages including:</p> <ul style="list-style-type: none"> <li>- High batch-to-batch consistency and reproducibility</li> <li>- Improved sensitivity and specificity</li> <li>- Long-term security of supply</li> <li>- Animal-free production</li> </ul> <p>For more information <a href="#">see here</a>.</p> <p>Our RabMAb<sup>®</sup> technology is a patented hybridoma-based technology for making rabbit monoclonal antibodies. For details on our patents, please refer to <a href="#">RabMAb<sup>®</sup> patents</a>.</p>

#### 製品の特性

製品の状態	Liquid
保存方法	Shipped at 4°C. Upon delivery aliquot. Store at +4°C. Do Not Freeze. Store In the Dark.
バッファー	<p>pH: 7.40</p> <p>Preservative: 0.02% Sodium azide</p> <p>Constituents: 1% BSA, PBS</p>
精製度	Protein A purified
ポリ/モノ	モノクローナル
クローン名	EPR1579Y
アイソタイプ	IgG

## アプリケーション

### The Abpromise guarantee

**Abpromise保証は、**次のテスト済みアプリケーションにおけるab221255の使用に適用されます

アプリケーションノートには、推奨の開始希釈率がありますが、適切な希釈率につきましてはご検討ください。

アプリケーション	Abreviews	特記事項
Flow Cyt (Intra)		1/5000. The cellular localisation of this product has been verified in ICC/IF.

## ターゲット情報

### 機能

Involved in the organization of myofibers. Together with KRT8, helps to link the contractile apparatus to dystrophin at the costameres of striated muscle.

### 組織特異性

Expressed in a defined zone of basal keratinocytes in the deep outer root sheath of hair follicles. Also observed in sweat gland and mammary gland ductal and secretory cells, bile ducts, gastrointestinal tract, bladder urothelium, oral epithelia, esophagus, ectocervical epithelium (at protein level). Expressed in epidermal basal cells, in nipple epidermis and a defined region of the hair follicle. Also seen in a subset of vascular wall cells in both the veins and artery of human umbilical cord, and in umbilical cord vascular smooth muscle. Observed in muscle fibers accumulating in the costameres of myoplasm at the sarcolemma in structures that contain dystrophin and spectrin.

### 配列類似性

Belongs to the intermediate filament family.

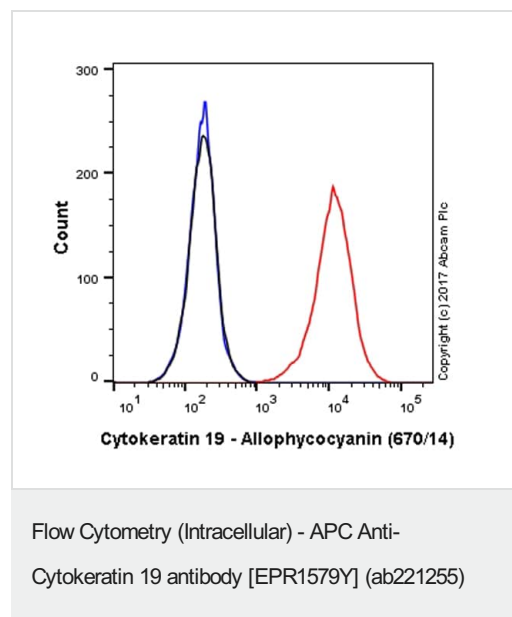
### 発生段階

Present in hair follicles at all stages of development.

### ドメイン

This keratin differs from all other IF proteins in lacking the C-terminal tail domain.

## 画像



Overlay histogram showing MCF7 cells stained with ab221255 (red line). The cells were fixed with 80% methanol (5 min) and then permeabilized with 0.1% PBS-Triton X-100 for 15 min. The cells were then incubated in 1x PBS / 10% normal goat serum to block non-specific protein-protein interactions followed by the antibody (ab221255, 1/5000 dilution) for 30 min at 22°C.





Isotype control antibody (black line) was Rabbit IgG (monoclonal) Allophycocyanin used at the same concentration and conditions as the primary antibody. Unlabelled sample (blue line) was also used as a control.

Acquisition of >5,000 events were collected using a 40 mW Red laser (640nm) and 670/14 bandpass filter.

This antibody gave a positive signal in MCF7 cells fixed with 4% formaldehyde (10 min)/permeabilized with 0.1% PBS-Triton X-100

for 15 min used under the same conditions.

Why choose a recombinant antibody?

 <p><b>Research with confidence</b> Consistent and reproducible results</p>	 <p><b>Long-term and scalable supply</b> Recombinant technology</p>
 <p><b>Success from the first experiment</b> Confirmed specificity</p>	 <p><b>Ethical standards compliant</b> Animal-free production</p>

APC Anti-Cytokeratin 19 antibody [EPR1579Y]  
(ab221255)

**Please note:** All products are "FOR RESEARCH USE ONLY. NOT FOR USE IN DIAGNOSTIC PROCEDURES"

#### Our Abpromise to you: Quality guaranteed and expert technical support

---

- Replacement or refund for products not performing as stated on the datasheet
- Valid for 12 months from date of delivery
- Response to your inquiry within 24 hours
- We provide support in Chinese, English, French, German, Japanese and Spanish
- Extensive multi-media technical resources to help you
- We investigate all quality concerns to ensure our products perform to the highest standards

If the product does not perform as described on this datasheet, we will offer a refund or replacement. For full details of the Abpromise, please visit <https://www.abcam.co.jp/abpromise> or contact our technical team.

#### Terms and conditions

---

- Guarantee only valid for products bought direct from Abcam or one of our authorized distributors