




APC Anti-CCR5 antibody [T21/8], prediluted ab176536

製品の概要

製品名	APC Anti-CCR5 antibody [T21/8], prediluted
製品の詳細	APC Mouse monoclonal [T21/8] to CCR5, prediluted
由来種	Mouse
標識	APC. Ex: 645nm, Em: 660nm
アプリケーション	適用あり: Flow Cyt
種交差性	交差種: Human 交差が予測される動物種: Chimpanzee, Non human primates 
免疫原	Synthetic peptide corresponding to Human CCR5 aa 1-22 (N terminal) conjugated to Keyhole Limpet Haemocyanin (KLH). Sequence: MDYQVSSPIY DINYYTSEPC QK Database link: P51681  Run BLAST with  Run BLAST with
ポジティブ・コントロール	Human blood cells.
特記事項	<p>The Life Science industry has been in the grips of a reproducibility crisis for a number of years. Abcam is leading the way in addressing this with our range of recombinant monoclonal antibodies and knockout edited cell lines for gold-standard validation. Please check that this product meets your needs before purchasing.</p> <p>If you have any questions, special requirements or concerns, please send us an inquiry and/or contact our Support team ahead of purchase. Recommended alternatives for this product can be found below, along with publications, customer reviews and Q&As</p>

製品の特性

製品の状態	Liquid
保存方法	Shipped at 4°C. Store at +4°C. Do Not Freeze. Store In the Dark.
バッファー	pH: 7.4 Preservative: 0.098% Sodium azide Constituents: 99% PBS, 0.2% BSA
精製度	Size exclusion

ポリ/モノ	モノクローナル
クローン名	T21/8
アイソタイプ	IgG1

アプリケーション

The Abpromise guarantee **Abpromise保証は、次のテスト済みアプリケーションにおけるab176536の使用に適用されます**
 アプリケーションノートには、推奨の開始希釈率がありますが、適切な希釈率につきましてはご検討ください。

アプリケーション	Abreviews	特記事項
Flow Cyt		Use at an assay dependent concentration.

ターゲット情報

機能	Receptor for a number of inflammatory CC-chemokines including MIP-1-alpha, MIP-1-beta and RANTES and subsequently transduces a signal by increasing the intracellular calcium ion level. May play a role in the control of granulocytic lineage proliferation or differentiation. Acts as a coreceptor (CD4 being the primary receptor) for HIV-1 R5 isolates.
組織特異性	Highly expressed in spleen, thymus, in the myeloid cell line THP-1, in the promyeloblastic cell line KG-1A and on CD4+ and CD8+ T-cells. Medium levels in peripheral blood leukocytes and in small intestine. Low levels in ovary and lung.
関連疾患	Genetic variation in CCR5 is associated with susceptibility to diabetes mellitus insulin-dependent type 2 (IDDM2) [MIM:612522]. A multifactorial disorder of glucose homeostasis that is characterized by susceptibility to ketoacidosis in the absence of insulin therapy. Clinical features are polydipsia, polyphagia and polyuria which result from hyperglycemia-induced osmotic diuresis and secondary thirst. These derangements result in long-term complications that affect the eyes, kidneys, nerves, and blood vessels.
配列類似性	Belongs to the G-protein coupled receptor 1 family.
翻訳後修飾	Sulfated on at least 2 of the N-terminal tyrosines. Sulfation contributes to the efficiency of HIV-1 entry and is required for efficient binding of the chemokines, CCL3 and CCL4. O-glycosylated, but not N-glycosylated. Ser-6 appears to be the major site. Also sialylated glycans present which contribute to chemokine binding. Thr-16 and Ser-17 may also be glycosylated and, if so, with small moieties such as a T-antigen. Palmitoylation in the C-terminal is important for cell surface expression, and to a lesser extent, for HIV entry. Phosphorylation on serine residues in the C-terminal is stimulated by binding CC chemokines especially by APO-RANTES.
細胞内局在	Cell membrane.

Please note: All products are "FOR RESEARCH USE ONLY. NOT FOR USE IN DIAGNOSTIC PROCEDURES"

Our Abpromise to you: Quality guaranteed and expert technical support

- Replacement or refund for products not performing as stated on the datasheet

- Valid for 12 months from date of delivery
- Response to your inquiry within 24 hours

- We provide support in Chinese, English, French, German, Japanese and Spanish
- Extensive multi-media technical resources to help you
- We investigate all quality concerns to ensure our products perform to the highest standards

If the product does not perform as described on this datasheet, we will offer a refund or replacement. For full details of the Abpromise, please visit <https://www.abcam.co.jp/abpromise> or contact our technical team.

Terms and conditions

- Guarantee only valid for products bought direct from Abcam or one of our authorized distributors