


Anti-Alpha SNAP antibody [EPR7372] ab133673

リコンビナント RabMAb[®]

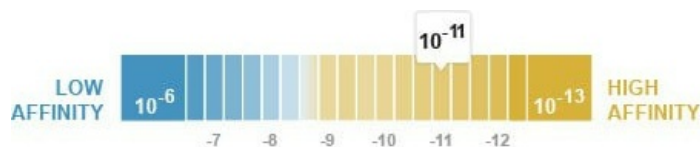
2 References [画像数 5](#)

製品の概要

製品名	Anti-Alpha SNAP antibody [EPR7372]
製品の詳細	Rabbit monoclonal [EPR7372] to Alpha SNAP
由来種	Rabbit
アプリケーション	適用あり: WB, IHC-P, ICC/IF 適用なし: Flow Cyt or IP
種交差性	交差種: Human 交差が予測される動物種: Mouse, Rat 
免疫原	Synthetic peptide. This information is proprietary to Abcam and/or its suppliers.
ポジティブ・コントロール	HeLa cell lysate, Molt4 cell lysate, HepG2 cells and cell lysate, Human kidney tissue.
特記事項	This product is a recombinant monoclonal antibody, which offers several advantages including: <ul style="list-style-type: none"> - High batch-to-batch consistency and reproducibility - Improved sensitivity and specificity - Long-term security of supply - Animal-free production For more information see here . Our RabMAb [®] technology is a patented hybridoma-based technology for making rabbit monoclonal antibodies. For details on our patents, please refer to RabMAb[®] patents .

製品の特性

製品の状態	Liquid
保存方法	Shipped at 4°C. Store at -20°C. Stable for 12 months at -20°C.
解離定数 (K _D 値)	K _D = 9.30 x 10 ⁻¹¹ M



[Learn more about K_D](#)

バッファー	pH: 7.20
-------	----------

Preservative: 0.01% Sodium azide
Constituents: 9% PBS, 40% Glycerol (glycerin, glycerine), 0.05% BSA, 50% Tissue culture supernatant

精製度 Protein A purified
ポリ/モノ モノクローナル
クローン名 EPR7372
アイソタイプ IgG

アプリケーション

The Abpromise guarantee Abpromise保証は、次のテスト済みアプリケーションにおけるab133673の使用に適用されます
アプリケーションノートには、推奨の開始希釈率がありますが、適切な希釈率につきましてはご検討ください。

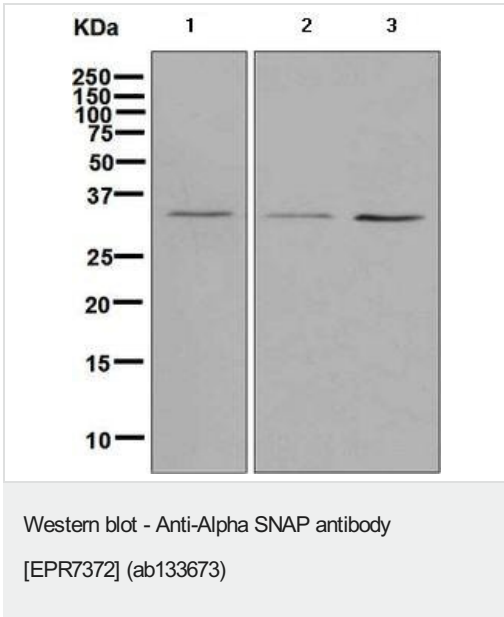
アプリケーション	Abreviews	特記事項
WB		1/1000 - 1/10000. Detects a band of approximately 33 kDa (predicted molecular weight: 33 kDa).
IHC-P		1/50 - 1/100. Perform heat mediated antigen retrieval with citrate buffer pH 6 before commencing with IHC staining protocol. Perform antigen retrieval before commencing with IHC staining protocol
ICC/IF		1/100 - 1/250.

追加情報 Is unsuitable for Flow Cyt or IP.

ターゲット情報

機能 Required for vesicular transport between the endoplasmic reticulum and the Golgi apparatus.
配列類似性 Belongs to the SNAP family.
細胞内局在 Membrane.

画像



All lanes : Anti-Alpha SNAP antibody [EPR7372] (ab133673) at 1/1000 dilution

Lane 1 : HeLa cell lysate

Lane 2 : Molt4 cell lysate

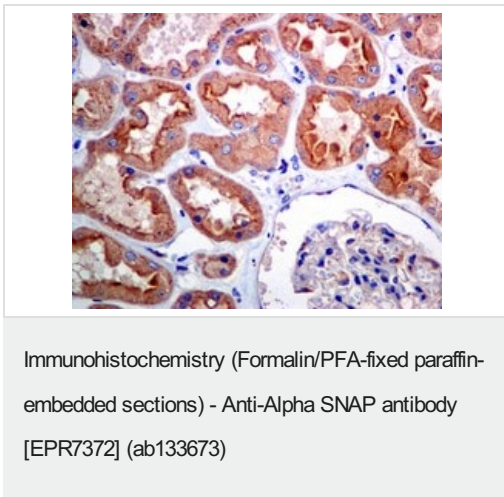
Lane 3 : HepG2 cell lysate

Lysates/proteins at 10 µg per lane.

Secondary

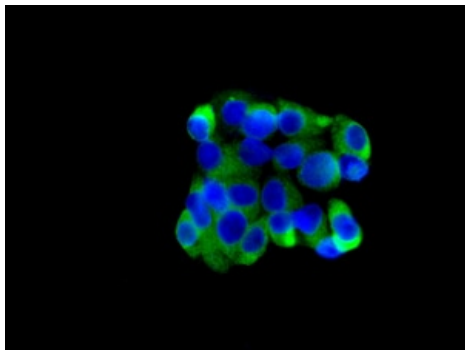
All lanes : Goat anti-rabbit HRP conjugated antibody at 1/2000 dilution

Predicted band size: 33 kDa



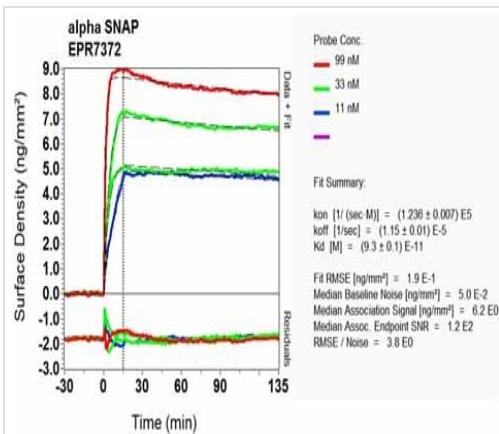
Immunohistochemical analysis of paraffin embedded Human kidney tissue labelling Alpha SNAP with ab133673 at 1/50.

Perform heat mediated antigen retrieval with citrate buffer pH 6 before commencing with IHC staining protocol.



Immunocytochemistry/ Immunofluorescence - Anti-Alpha SNAP antibody [EPR7372] (ab133673)

Immunofluorescent staining of HepG2 cells labelling Alpha SNAP with ab133673 at 1/100.



BI-RD Scanning - Anti-Alpha SNAP antibody [EPR7372] (ab133673)

Equilibrium dissociation constant (K_D)

Learn more about K_D

[Click here to learn more about \$K_D\$](#)

Why choose a recombinant antibody?



Research with confidence
Consistent and reproducible results



Long-term and scalable supply
Recombinant technology



Success from the first experiment
Confirmed specificity



Ethical standards compliant
Animal-free production

Anti-Alpha SNAP antibody [EPR7372] (ab133673)

Please note: All products are "FOR RESEARCH USE ONLY. NOT FOR USE IN DIAGNOSTIC PROCEDURES"

Our Abpromise to you: Quality guaranteed and expert technical support

- Replacement or refund for products not performing as stated on the datasheet
- Valid for 12 months from date of delivery
- Response to your inquiry within 24 hours
- We provide support in Chinese, English, French, German, Japanese and Spanish
- Extensive multi-media technical resources to help you
- We investigate all quality concerns to ensure our products perform to the highest standards

If the product does not perform as described on this datasheet, we will offer a refund or replacement. For full details of the Abpromise, please visit <https://www.abcam.co.jp/abpromise> or contact our technical team.

Terms and conditions

- Guarantee only valid for products bought direct from Abcam or one of our authorized distributors