



Anti-ALOX12B antibody ab121785

1 [References](#) **2** [画像数](#)

製品の概要

製品名	Anti-ALOX12B antibody
製品の詳細	Rabbit polyclonal to ALOX12B
由来種	Rabbit
アプリケーション	適用あり: ICC/IF, IHC-P
種交差性	交差種: Human
免疫原	antigen sequence, corresponding to amino acids 423-516 (LYKLLIPHTR YTVQINSIGR AVLLNEGGLS AKGMSLGVEG FAGVMVRALS ELTYDSLYLP NDFVERGVQD LPGYYRDDS LAVWNALEKY VTEI) of Human ALOX12B. <div>  Run BLAST with ExPASy  Run BLAST with NCBI </div>
ポジティブ・コントロール	Human skin tissue.
特記事項	<p>The Life Science industry has been in the grips of a reproducibility crisis for a number of years. Abcam is leading the way in addressing this with our range of recombinant monoclonal antibodies and knockout edited cell lines for gold-standard validation. Please check that this product meets your needs before purchasing.</p> <p>If you have any questions, special requirements or concerns, please send us an inquiry and/or contact our Support team ahead of purchase. Recommended alternatives for this product can be found below, along with publications, customer reviews and Q&As</p>

製品の特性

製品の状態	Liquid
保存方法	Shipped at 4°C. Upon delivery aliquot and store at -20°C. Avoid freeze / thaw cycles.
バッファー	pH: 7.20 Preservative: 0.02% Sodium azide Constituents: 59% PBS, 40% Glycerol (glycerin, glycerine)
精製度	Immunogen affinity purified
ポリ/モノ	ポリクローナル
アイソタイプ	IgG

アプリケーション

The Abpromise guarantee

Abpromise保証は、次のテスト済みアプリケーションにおけるab121785の使用に適用されます

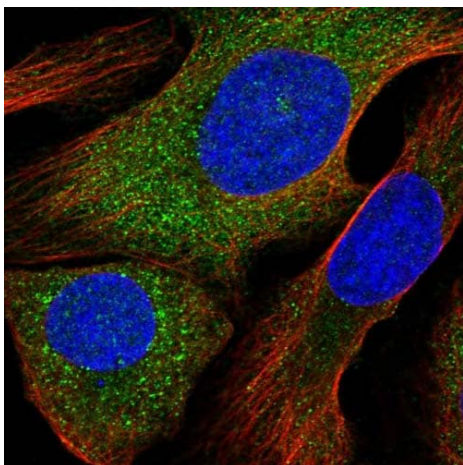
アプリケーションノートには、推奨の開始希釈率がありますが、適切な希釈率につきましてはご検討ください。

アプリケーション	Abreviews	特記事項
ICC/IF		Use a concentration of 0.25 - 2 µg/ml.
IHC-P		1/10 - 1/20. Perform heat mediated antigen retrieval with citrate buffer pH 6 before commencing with IHC staining protocol.

ターゲット情報

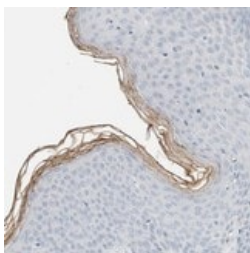
機能	Converts arachidonic acid to 12R-hydroperoxyeicosatetraenoic acid (12R-HPETE).
組織特異性	Expressed in B-cells, hair follicles, foreskin keratinocytes and adult skin. Also expressed in psoriatic tissue.
パスウェイ	Lipid metabolism; leukotriene D4 biosynthesis.
関連疾患	Defects in ALOX12B are a cause of non-bullous congenital ichthyosiform erythroderma (NCIE) [MIM:242100]. NCIE is a non-bullous ichthyosis, a skin disorder characterized by abnormal cornification of the epidermis. Most affected individuals are born with a tight, shiny, translucent covering called collodion membrane. The collodion membrane subsequently evolves into generalized scaling and intense redness of the skin. Clinical features are milder than in lamellar ichthyoses and demonstrate a greater variability in the intensity of erythema, size and type of scales. In contrast to lamellar ichthyoses, scales are usually white, fine and powdery, and palms and soles are severely affected. Patients suffer from palmoplantar keratoderma, often with painful fissures, digital contractures, and loss of pulp volume.
配列類似性	Belongs to the lipoxygenase family. Contains 1 lipoxygenase domain. Contains 1 PLAT domain.

画像



Immunofluorescent staining of Human cell line U-2 OS shows positivity in cytoplasm. Recommended concentration of ab121785 1-4 µg/ml. Cells treated with PFA/Triton X-100.

Immunocytochemistry/ Immunofluorescence - Anti-ALOX12B antibody (ab121785)



ab121785, at 1/10 dilution, staining ALOX12B in paraffin-embedded Human skin tissue, by Immunohistochemistry.

Immunohistochemistry (Formalin/PFA-fixed paraffin-embedded sections) - Anti-ALOX12B antibody (ab121785)

Please note: All products are "FOR RESEARCH USE ONLY. NOT FOR USE IN DIAGNOSTIC PROCEDURES"

Our Abpromise to you: Quality guaranteed and expert technical support

- Replacement or refund for products not performing as stated on the datasheet
- Valid for 12 months from date of delivery
- Response to your inquiry within 24 hours
- We provide support in Chinese, English, French, German, Japanese and Spanish
- Extensive multi-media technical resources to help you
- We investigate all quality concerns to ensure our products perform to the highest standards

If the product does not perform as described on this datasheet, we will offer a refund or replacement. For full details of the Abpromise, please visit <https://www.abcam.co.jp/abpromise> or contact our technical team.

Terms and conditions

- Guarantee only valid for products bought direct from Abcam or one of our authorized distributors